



Línea Tradicional

indalum.com.mx




Guía Rápida

Introducción	3
Nuestros procesos	4
Ventana corrediza de 1 3/8"	5
Ventana corrediza de 1 1/2"	5
Ventana fija de 1 1/2"	6
Puerta y ventana corrediza de 2"	6
Ventana fija de 2"	8
Ventana de proyección de 2"	9
Puerta y ventana corrediza de 3"	10
Ventana fija de 3"	13
Ventana fija de 4"	15
Ventana fija de 4 1/2"	17
Puerta batiente de 1 3/4"	19
Batientes	20
Ribetes	21
Duelas	21
Canceles para baño	22
Louvers	24
Domos	26
Perfiles para vitrinas	27
Pasamanos y zoclos	27
Riel para portón	30
Sardineles	30
Ventana sifón	31
Fachada integral (sujeción estructural)	32
Fachada integral (sujeción mecánica)	36
Fachada unitizada	41
Fachada ventilada	44
Dimensiones y características	45
Índice de claves	49



Introducción



INDALUM S.A. de C.V. fundada en 1978, pertenece al Grupo Industrial LM., es una empresa fabricante de perfiles y tubos de aluminio para diferentes usos, entre ellos el arquitectónico, enfocado a los fabricantes de puertas, ventanas, fachadas integrales y otras aplicaciones en la industria de la construcción. Contamos con un extenso surtido con la más alta calidad en diversos acabados que cubren las necesidades del sector.

Industrias donde participamos:

- Carrocera
- Línea blanca
- Mueblera
- Transporte
- Comunicaciones
- Agrícola
- Marítima
- Entre otras

Reiteramos nuestro compromiso como parte del GRUPO INDUSTRIAL LM con la más alta calidad, el tiempo de entrega, el servicio y como nuestro propósito fundamental, la plena y absoluta satisfacción de nuestros clientes.

Somos parte de

División Aluminio



El Grupo Industrial LM fue fundado en 1964 y cuenta con más de 50 años de experiencia en el mercado. Se destaca por su acelerado crecimiento y se ha consolidado en los mercados nacionales y de exportación en las áreas de perfiles y tubos de acero, extrusiones de aluminio, conductores eléctricos y láminas de acero, gracias a la calidad y disponibilidad de sus productos.

Nuestros Procesos




El horno de fundición, vaciado y formado de lingotes cilíndricos para extrusión.




Grandes inventarios de materia prima para asegurar la orden perfecta.



Modernas prensas de extrusión de aluminio operadas automáticamente con pullers robotizados.



Líneas de pintado con sistemas más recientes y avanzados de pre-tratamiento y pintura electrostática continua.

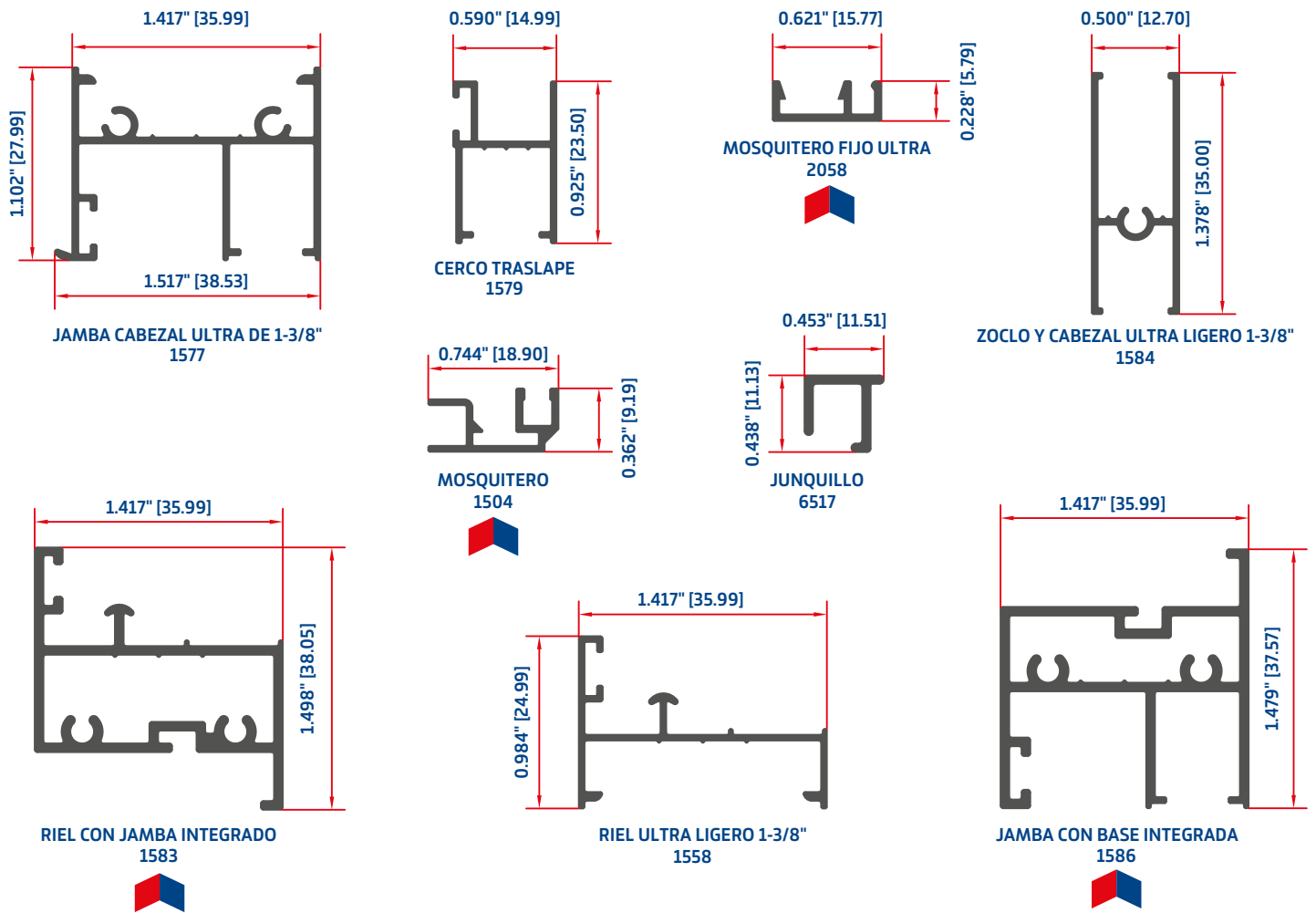


Planta de anodizado totalmente automatizada para garantizar confianza en la calidad de nuestros productos.

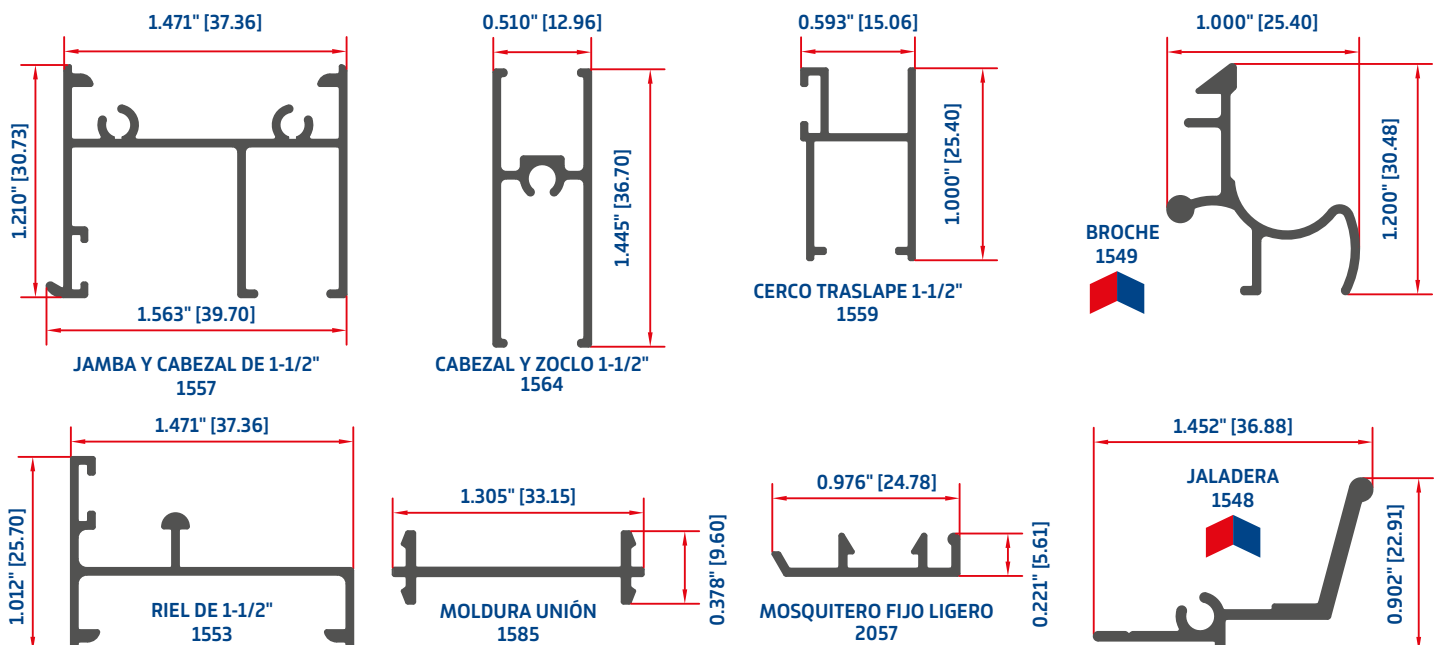


La excelente calidad y grandes inventarios de producto nos permiten otorgar un servicio inigualable.

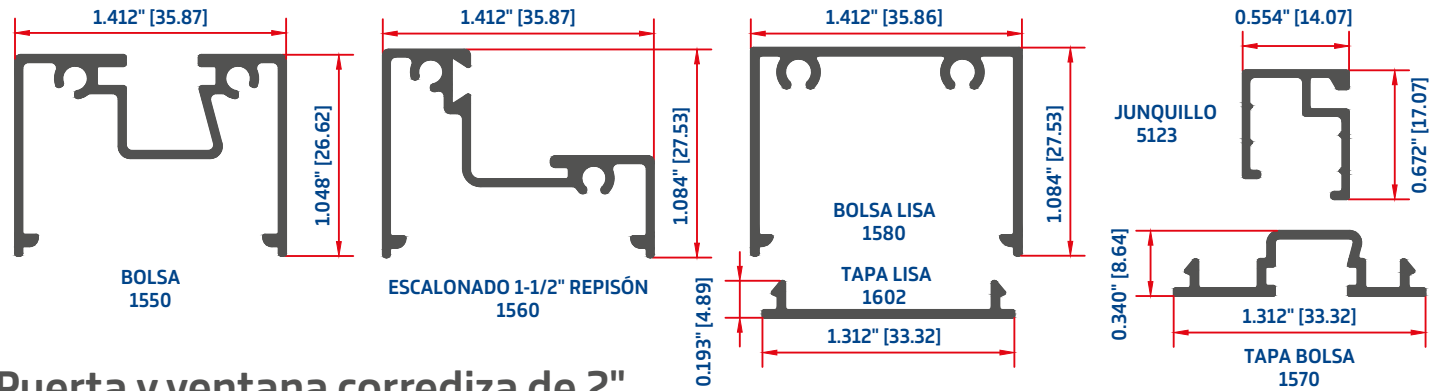
Ventana corrediza de 1 3/8"



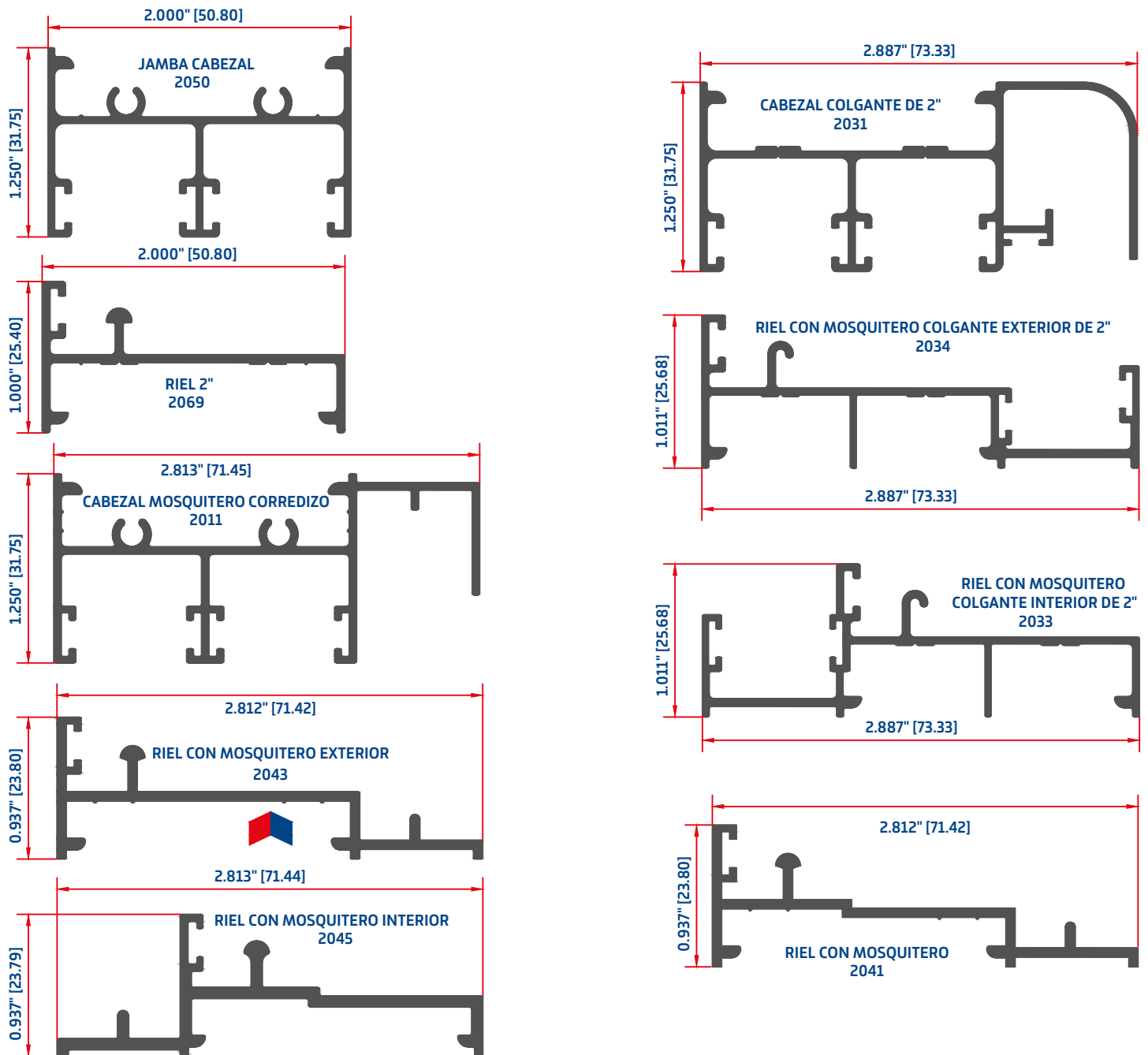
Ventana corrediza de 1 1/2"



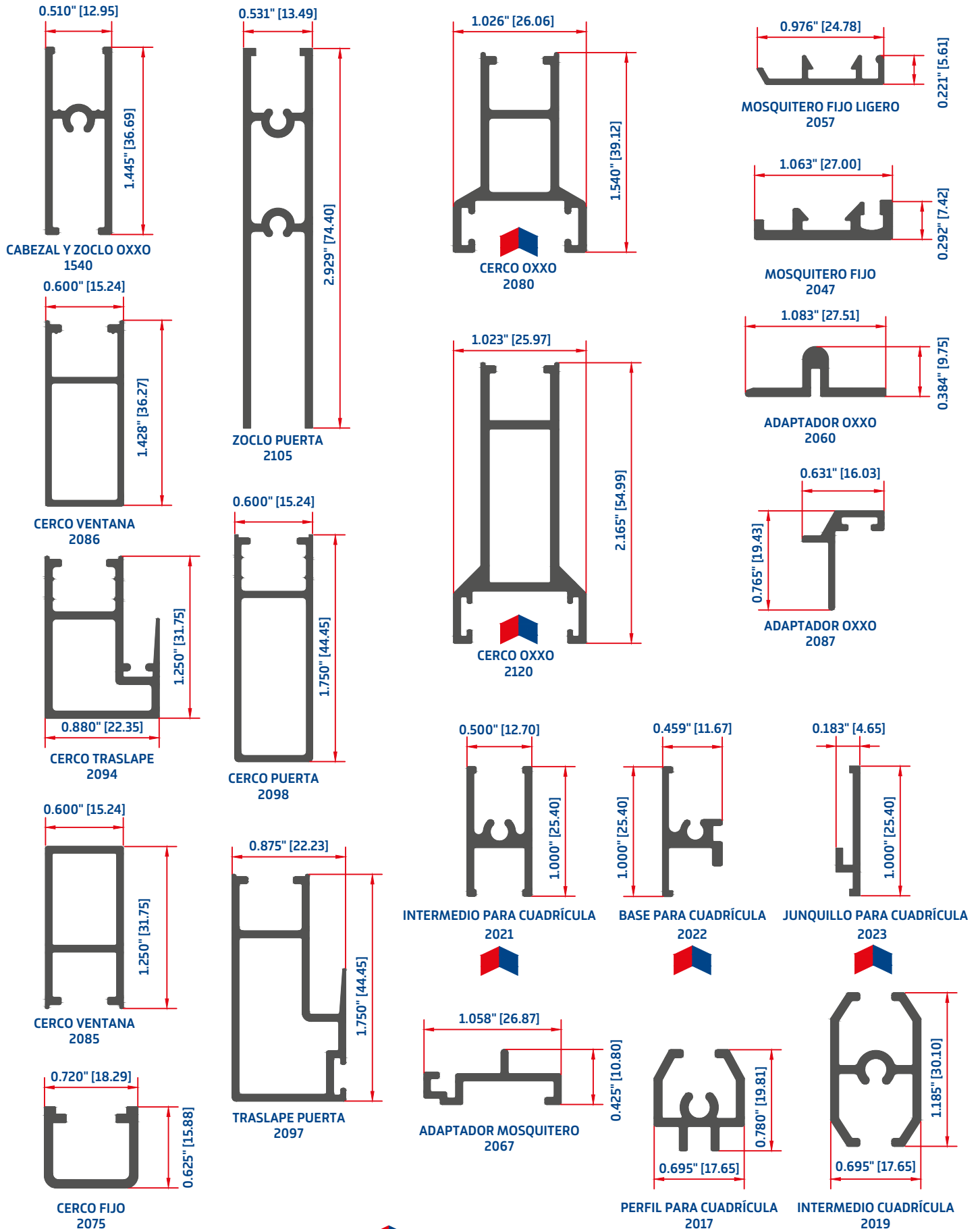
Ventana fija de 1 1/2"



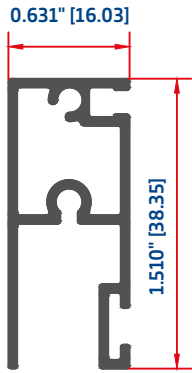
Puerta y ventana corrediza de 2"



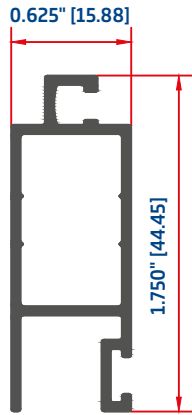
Puerta y ventana corrediza de 2"



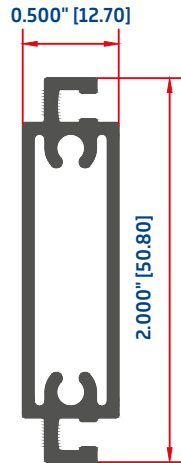
Puerta y ventana corrediza 2"



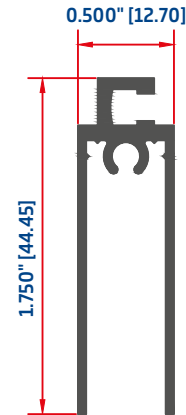
MOSQUITERO
2133



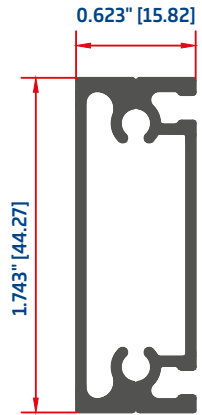
CERCO MOSQUITERO
2131



INTERMEDIO MOSQUITERO
2135

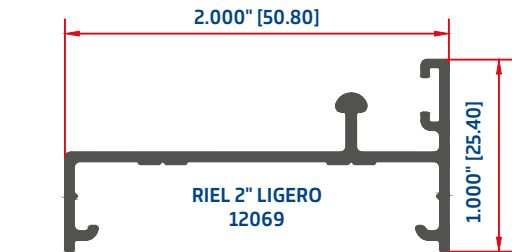


CABEZAL MOSQUITERO SUP.
2141

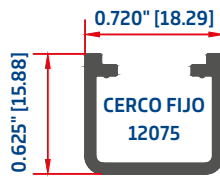


MOSQUITERO
2175

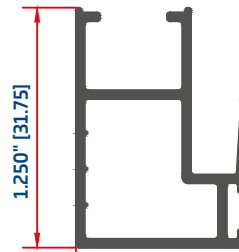
Perfiles ligeros



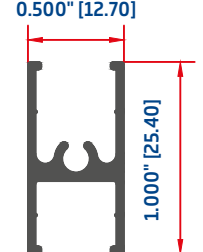
RIEL 2" LIGERO
12069



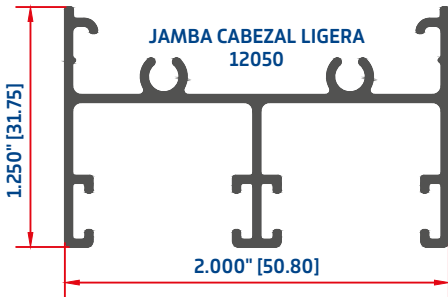
CERCO FIJO
12075



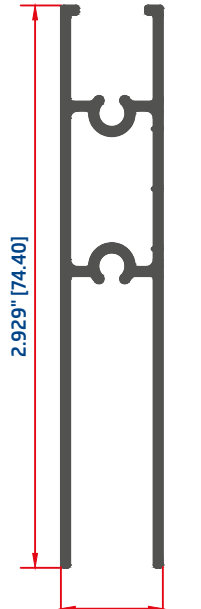
CERCO TRASLAPE LIGERO
12094



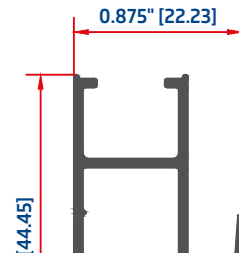
INTERMEDIO PARA
CUADRÍCULA LIGERO
12021



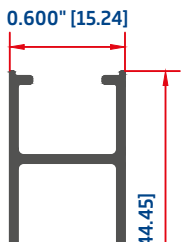
JAMBA CABEZAL LIGERA
12050



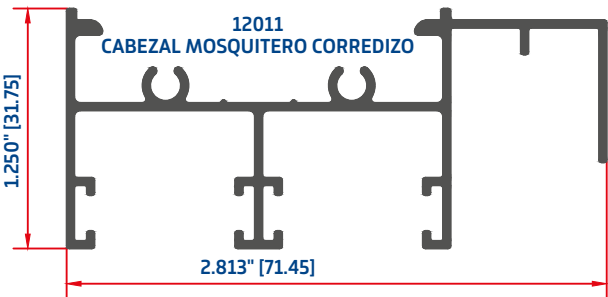
ZOCLO PUERTA DE 2"
12105



TRASLAPE PUERTA LIGERO
12097

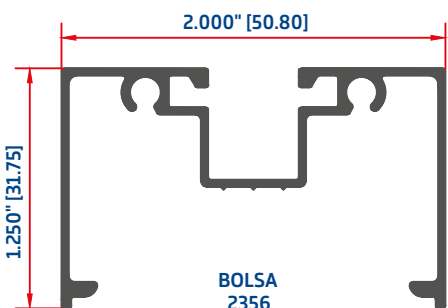


CERCO PUERTA LIGERO
12098

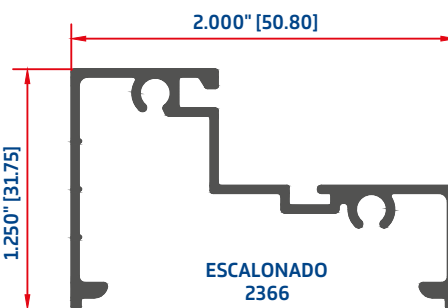


12011
CABEZAL MOSQUITERO
CORREDIZO

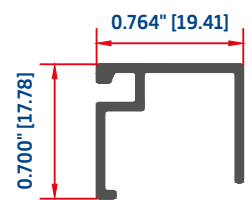
Ventana fija de 2"



BOLSA
2356

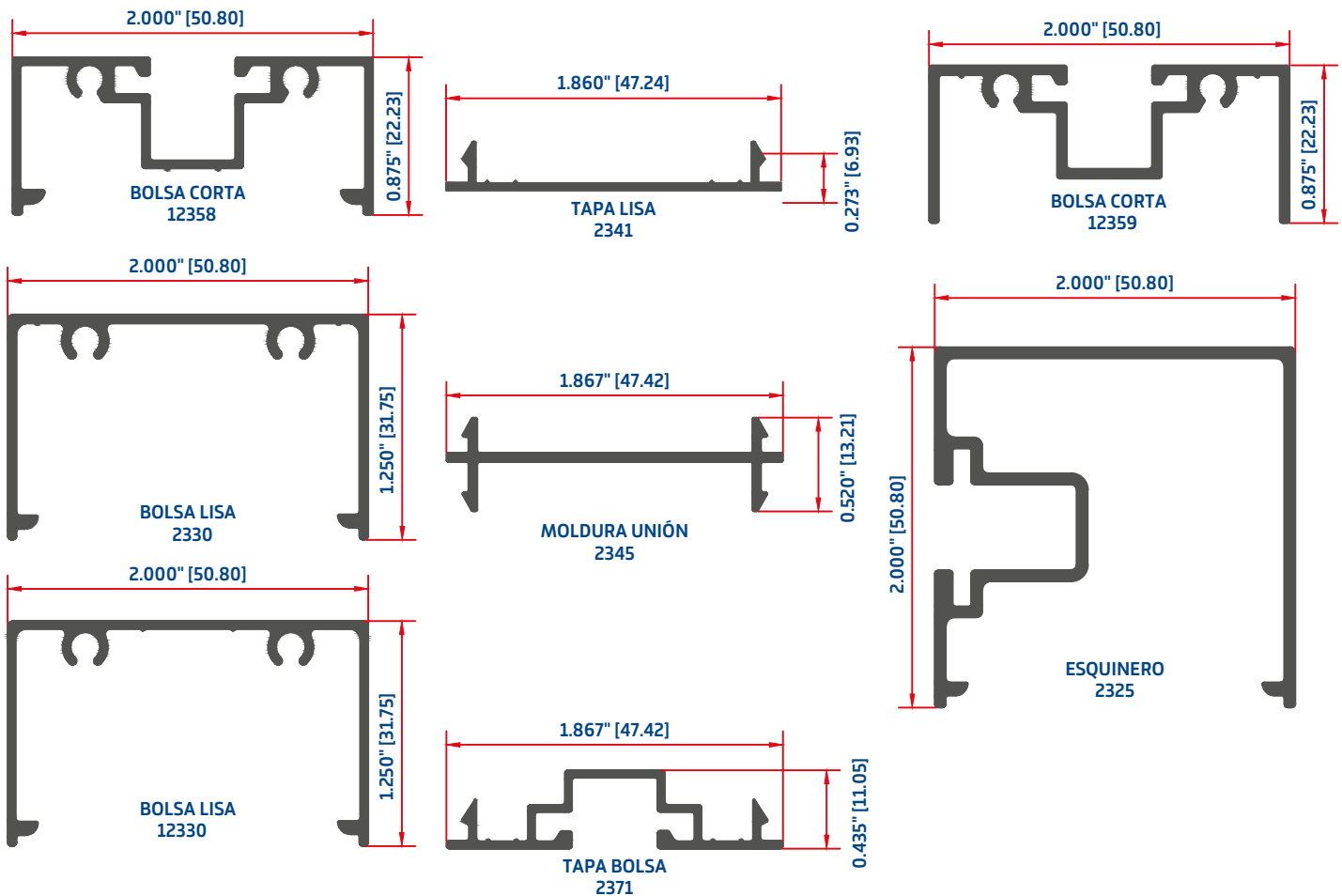


ESCALONADO
2366

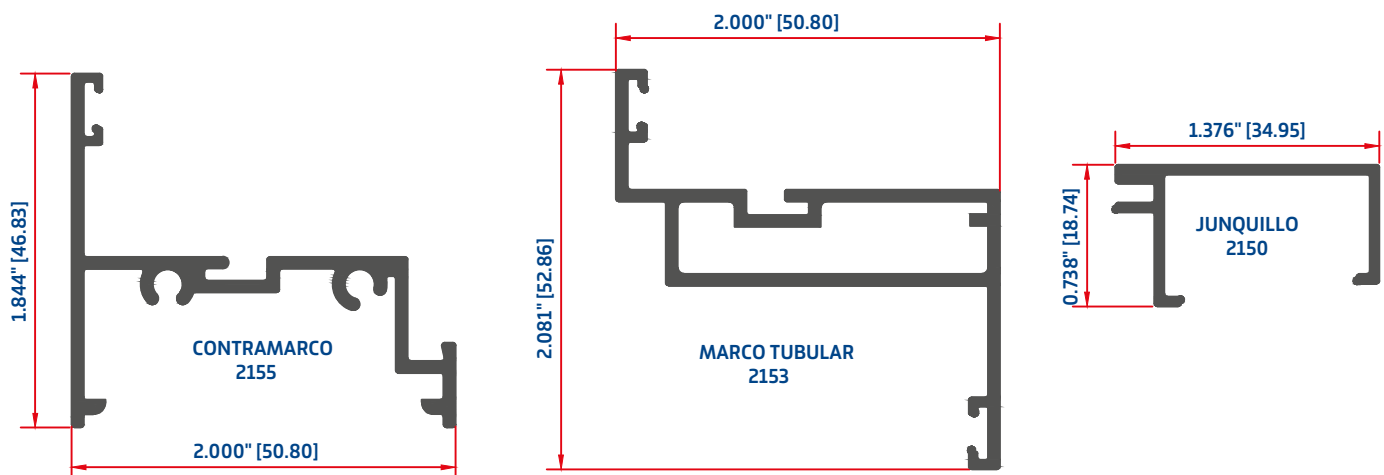


JUNQUILLO
2360

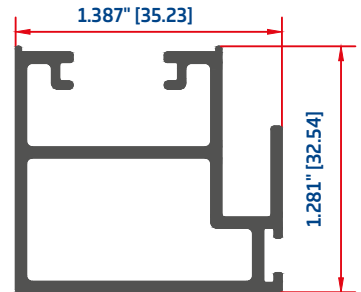
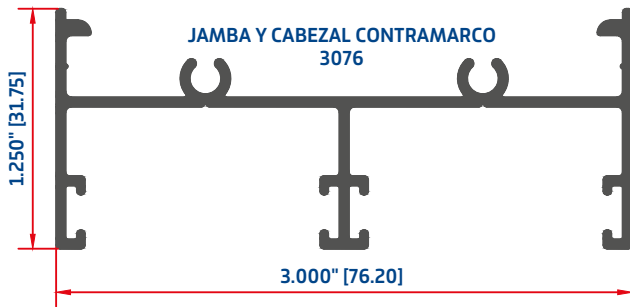
Ventana fija de 2"



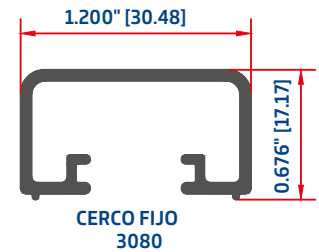
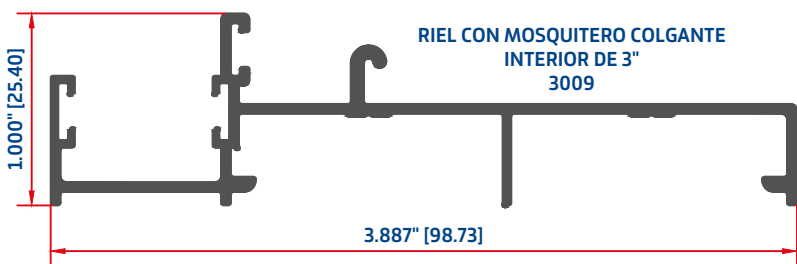
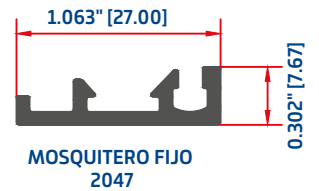
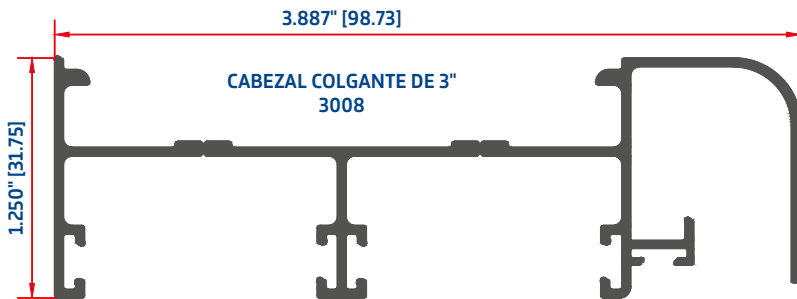
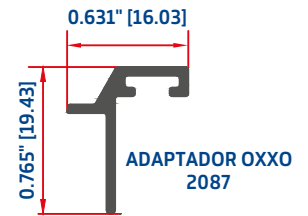
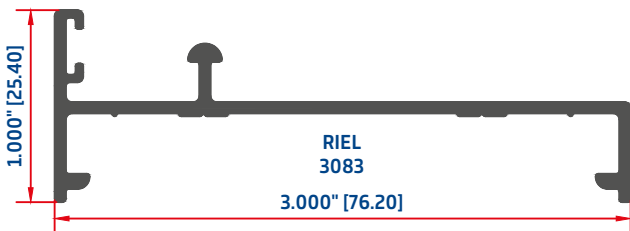
Ventana de proyección de 2"



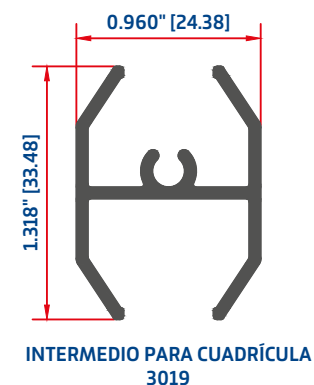
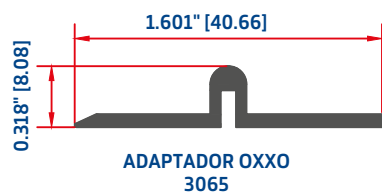
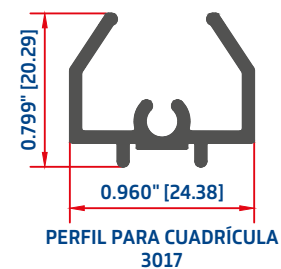
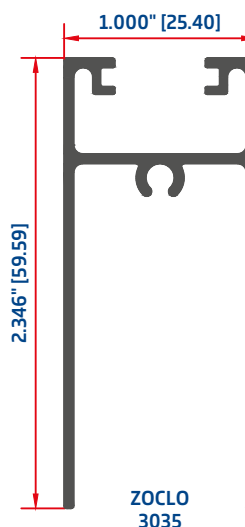
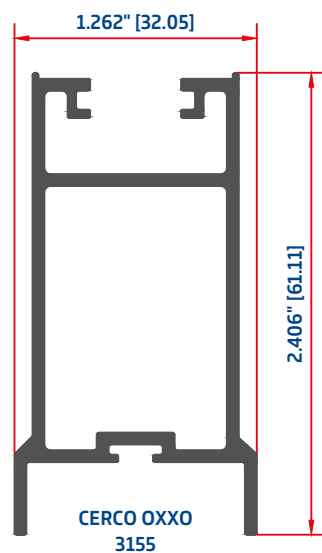
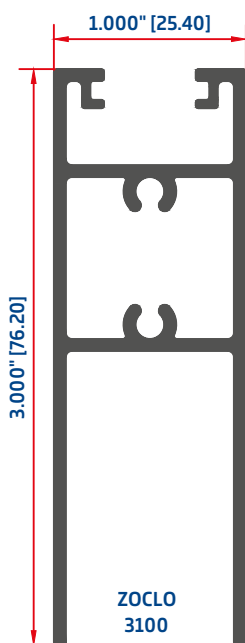
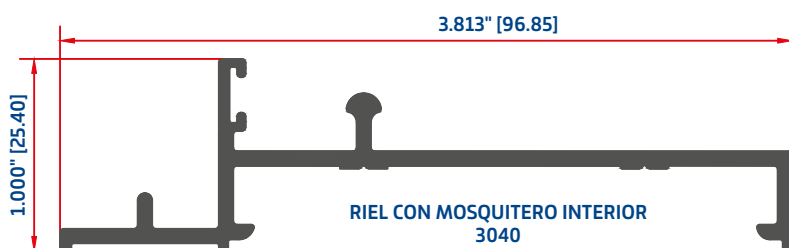
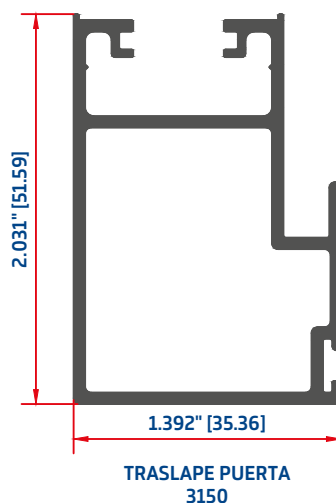
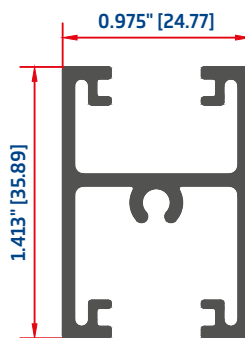
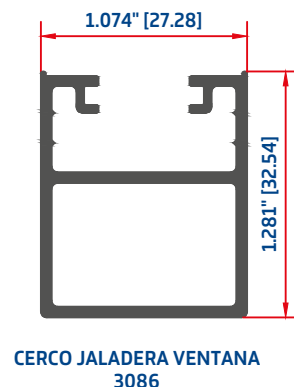
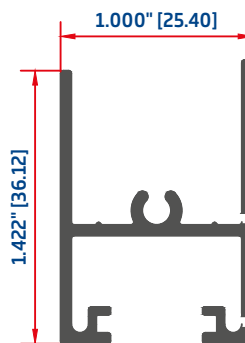
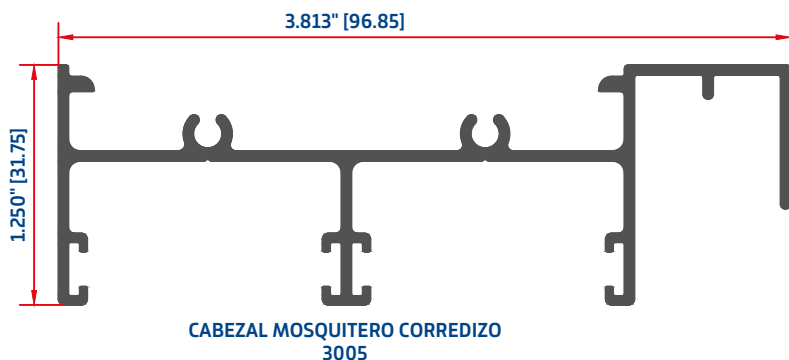
Puerta y ventana corrediza de 3"



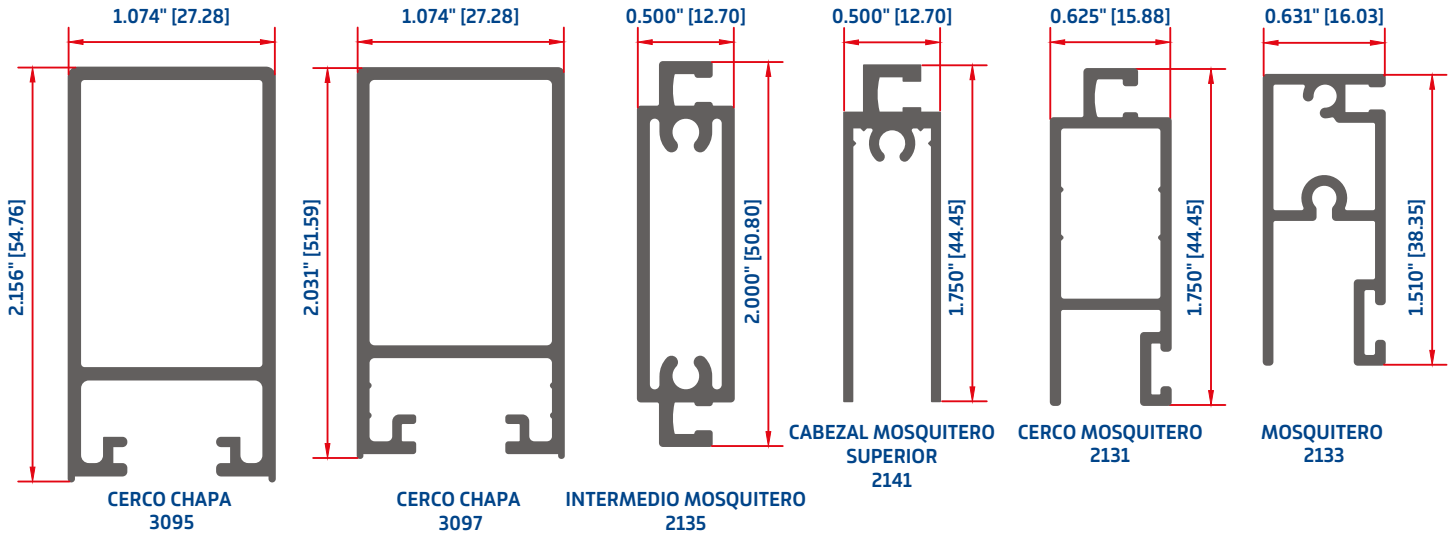
CERCO TRASLAPE VENTANA
3090



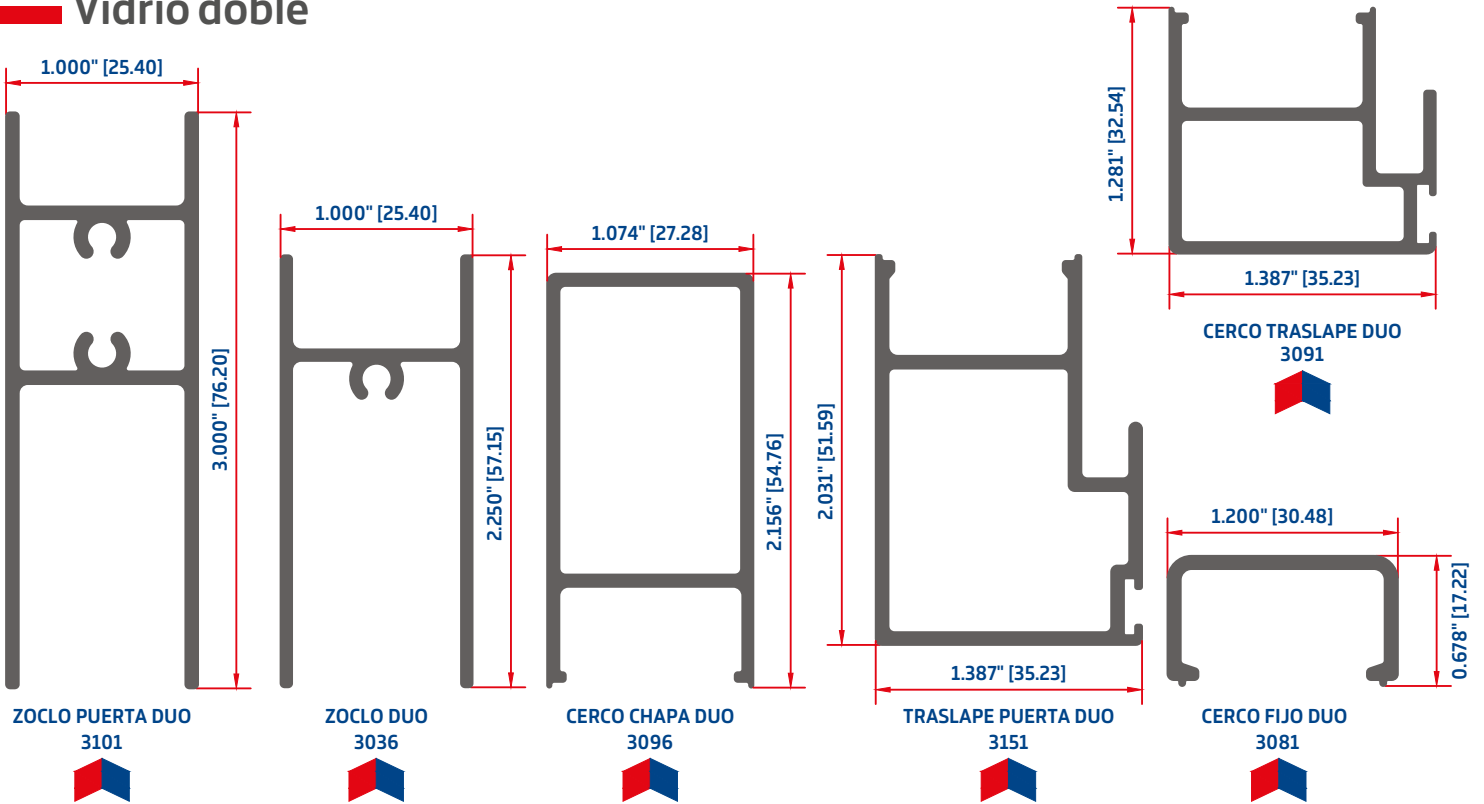
Puerta y ventana corrediza de 3"



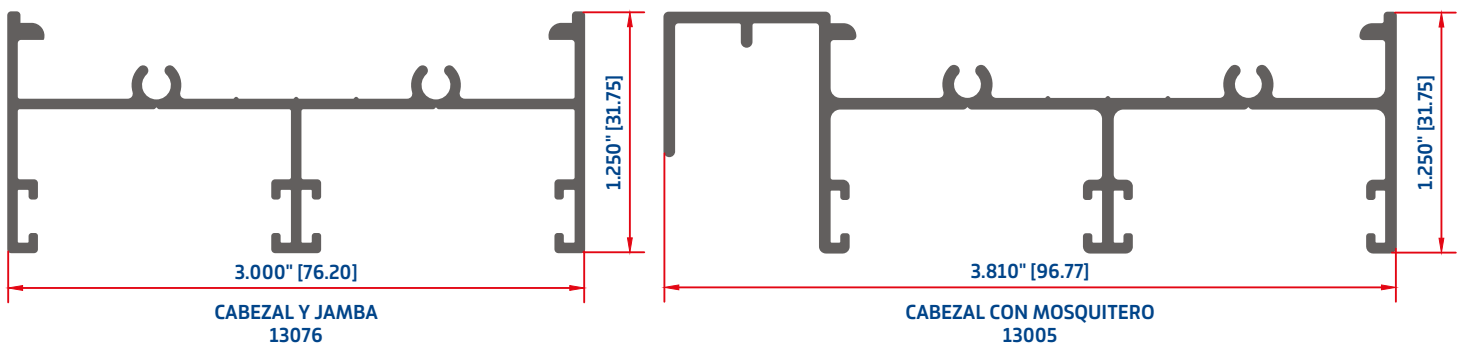
Puerta y ventana corrediza de 3"



Vidrio doble



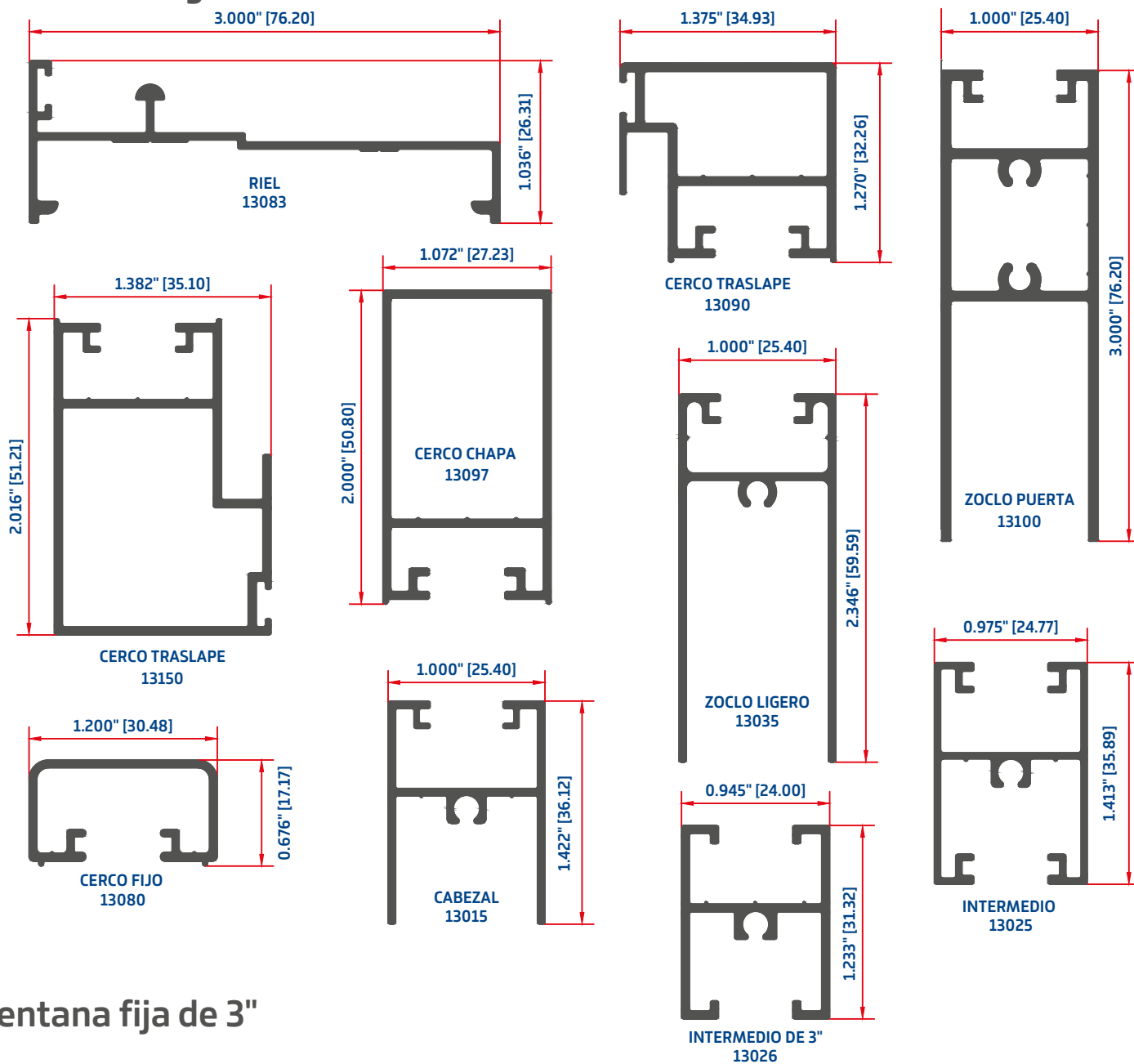
Perfiles ligeros



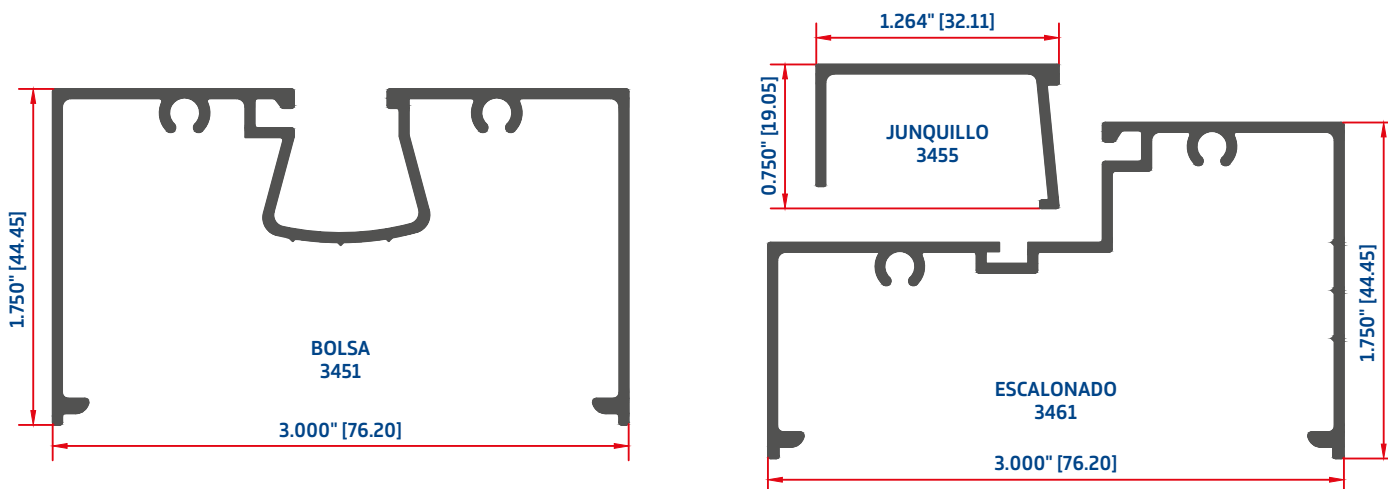
PERFIL SOBRE PEDIDO

Puerta y ventana corrediza de 3"

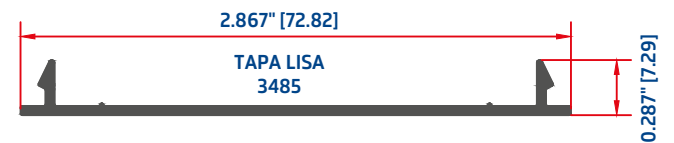
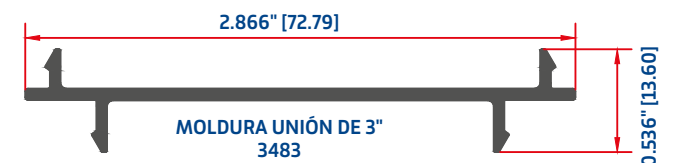
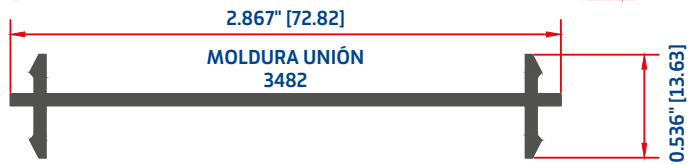
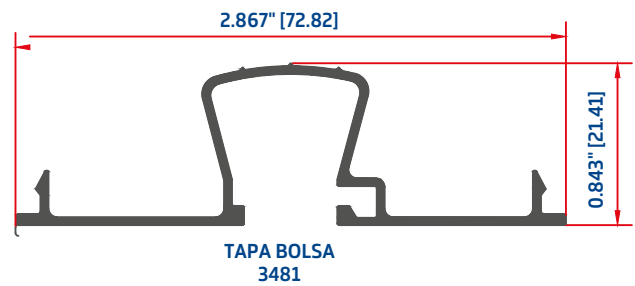
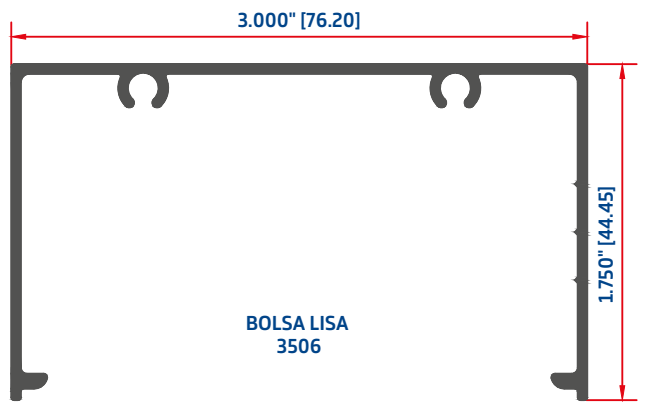
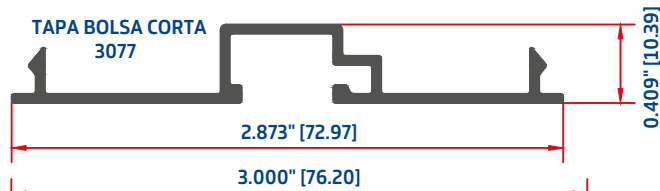
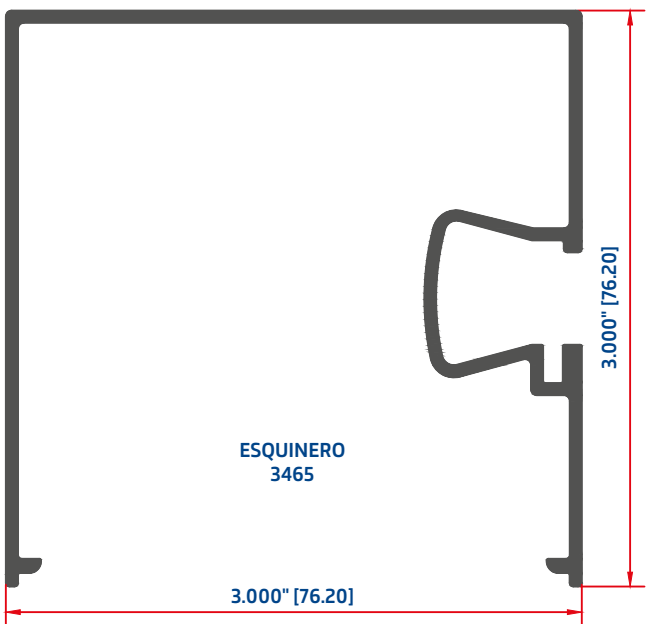
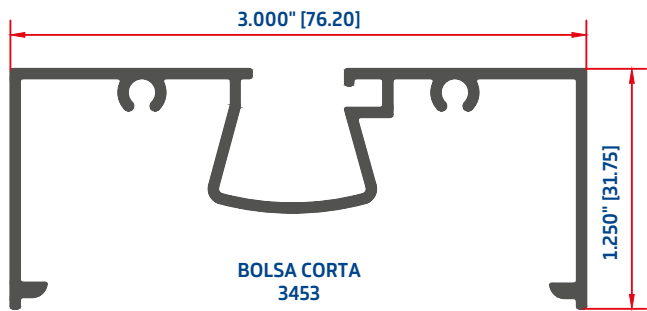
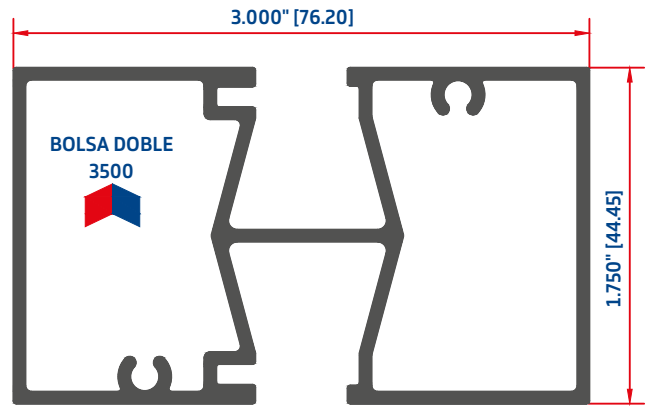
Perfiles ligeros



Ventana fija de 3"

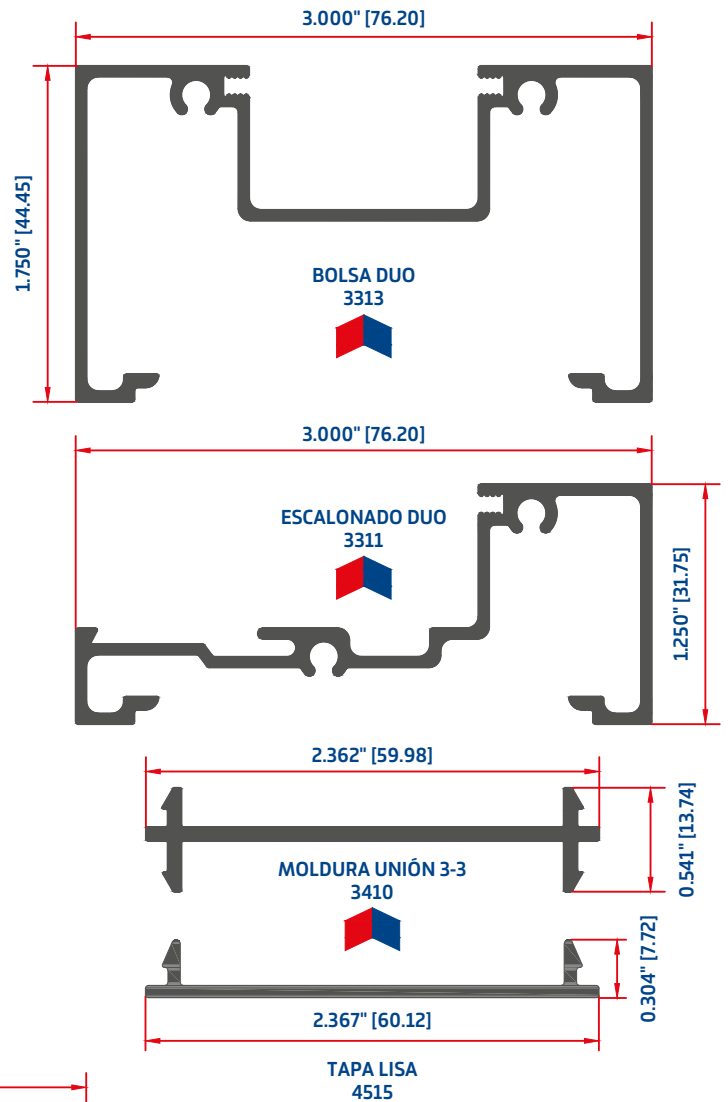
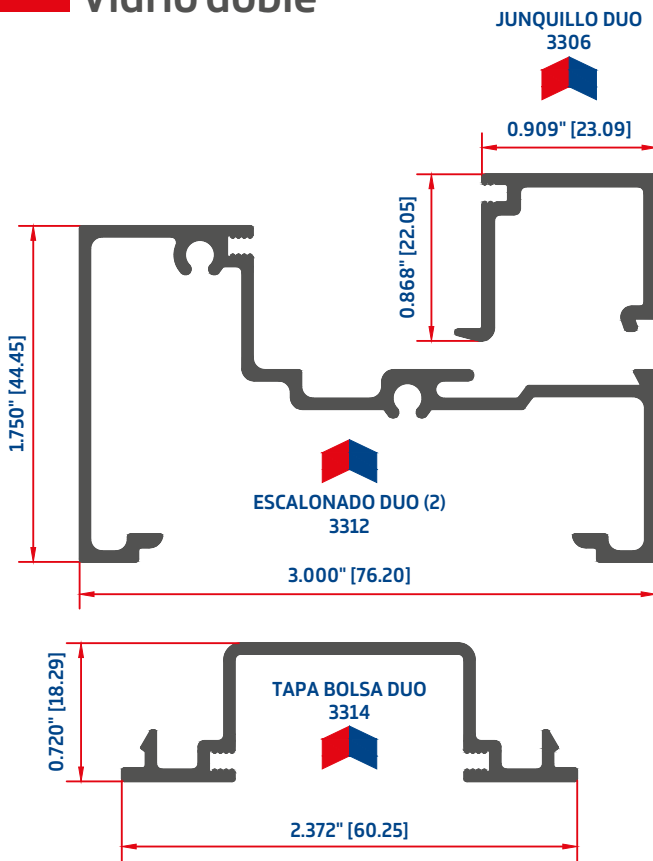


Ventana fija de 3"

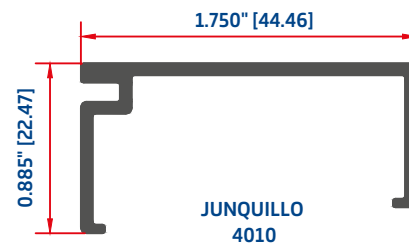
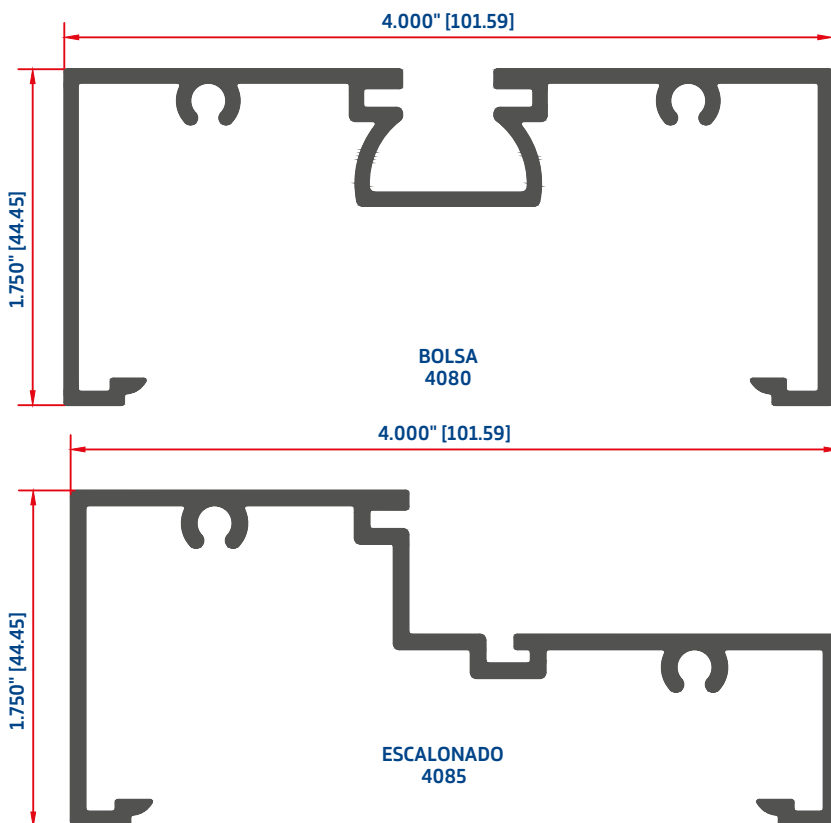


Ventana fija de 3"

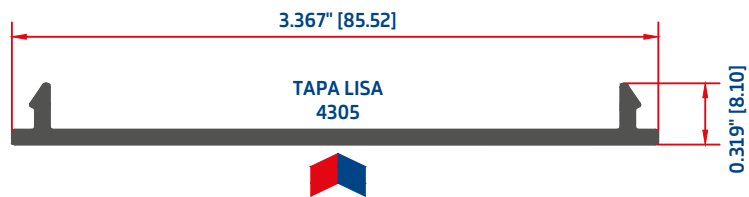
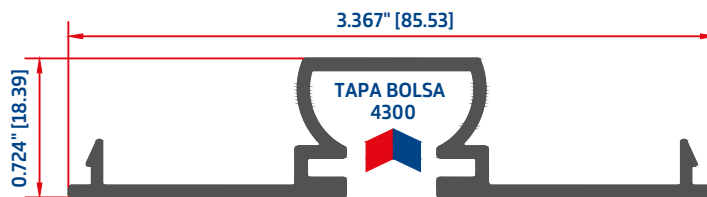
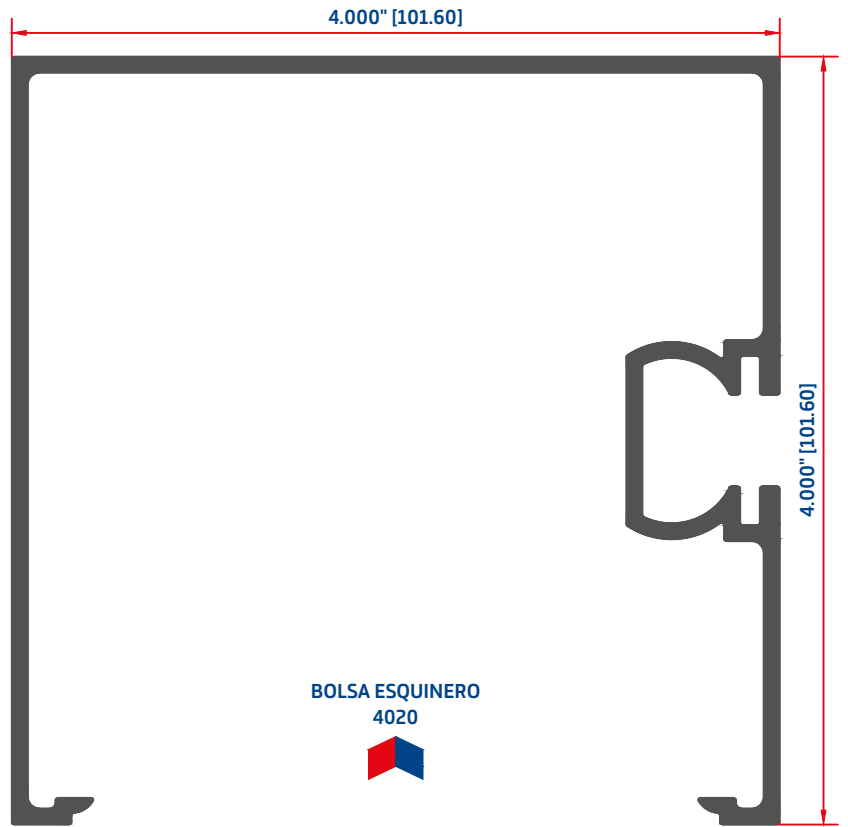
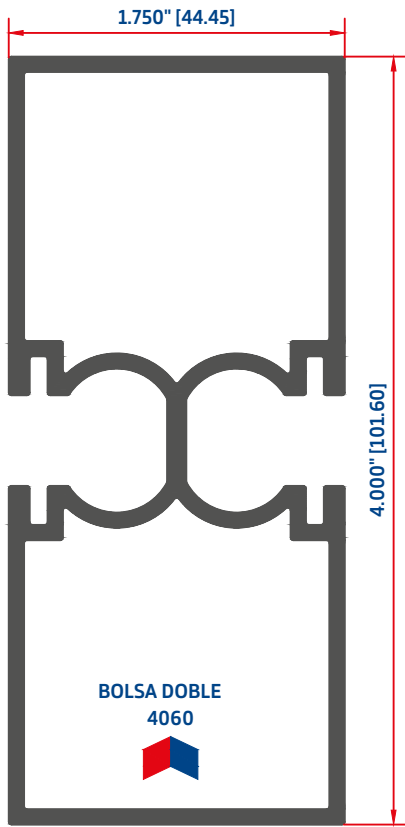
Vidrio doble



Ventana fija de 4"

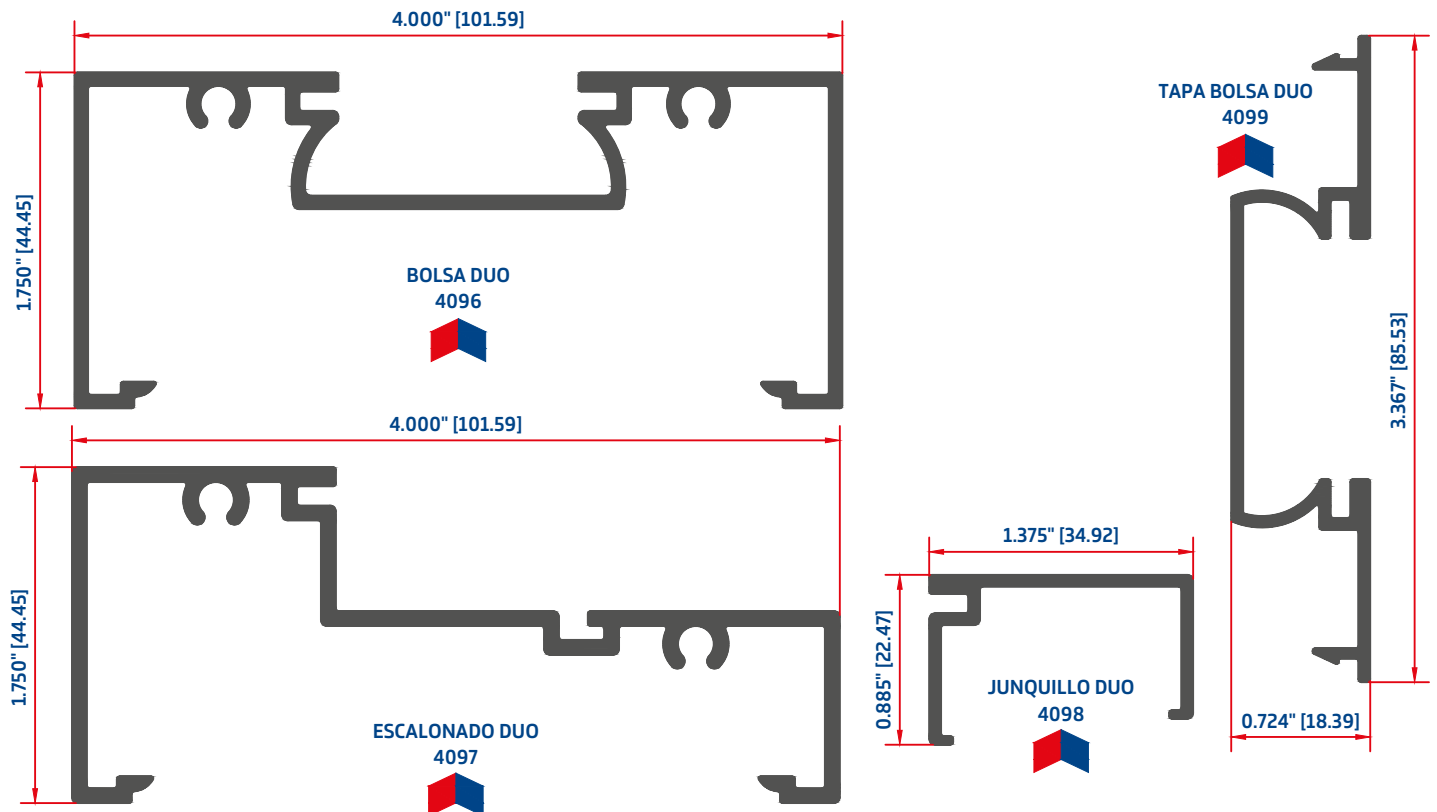


Ventana fija de 4"

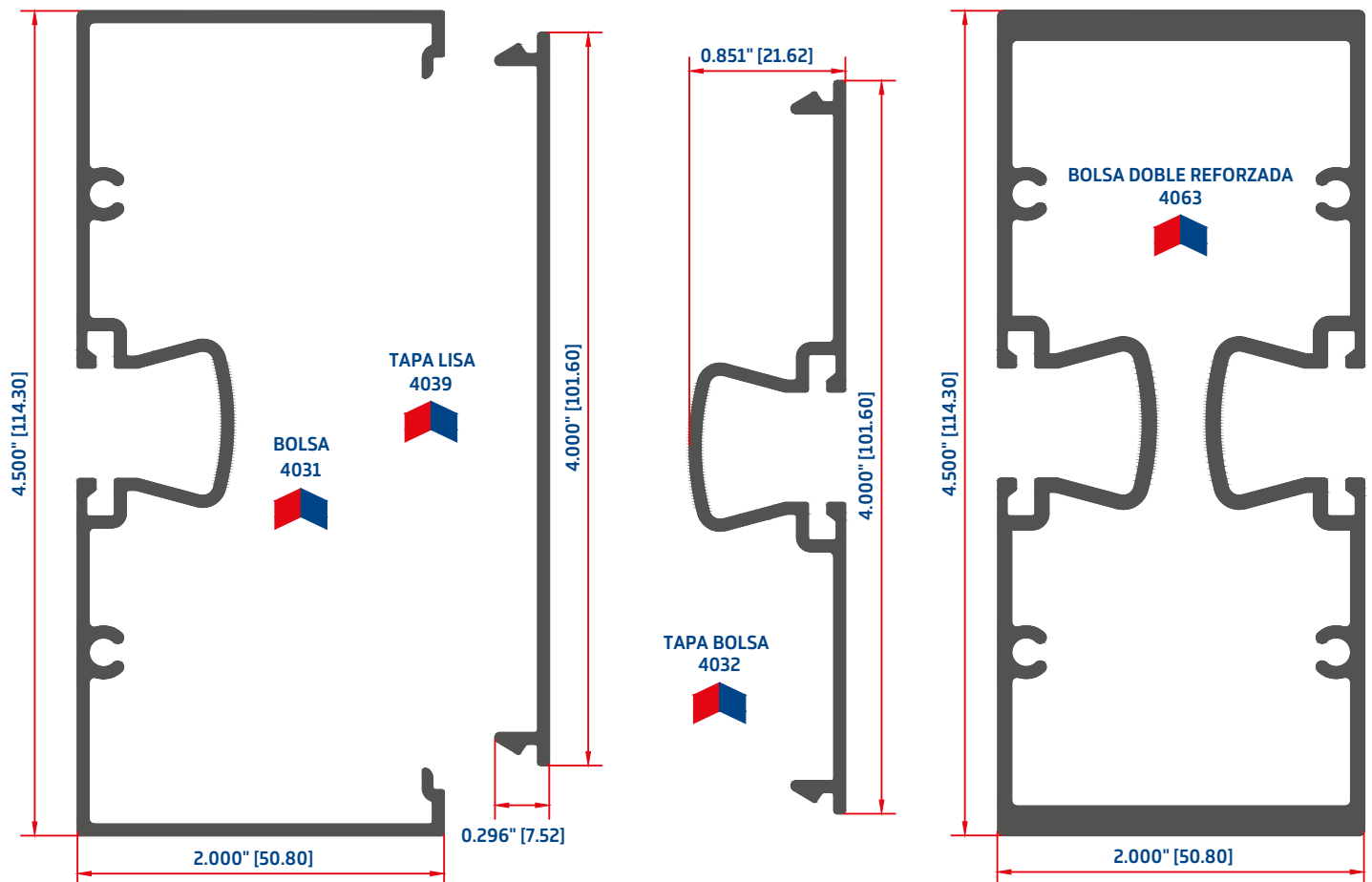


Ventana fija de 4"

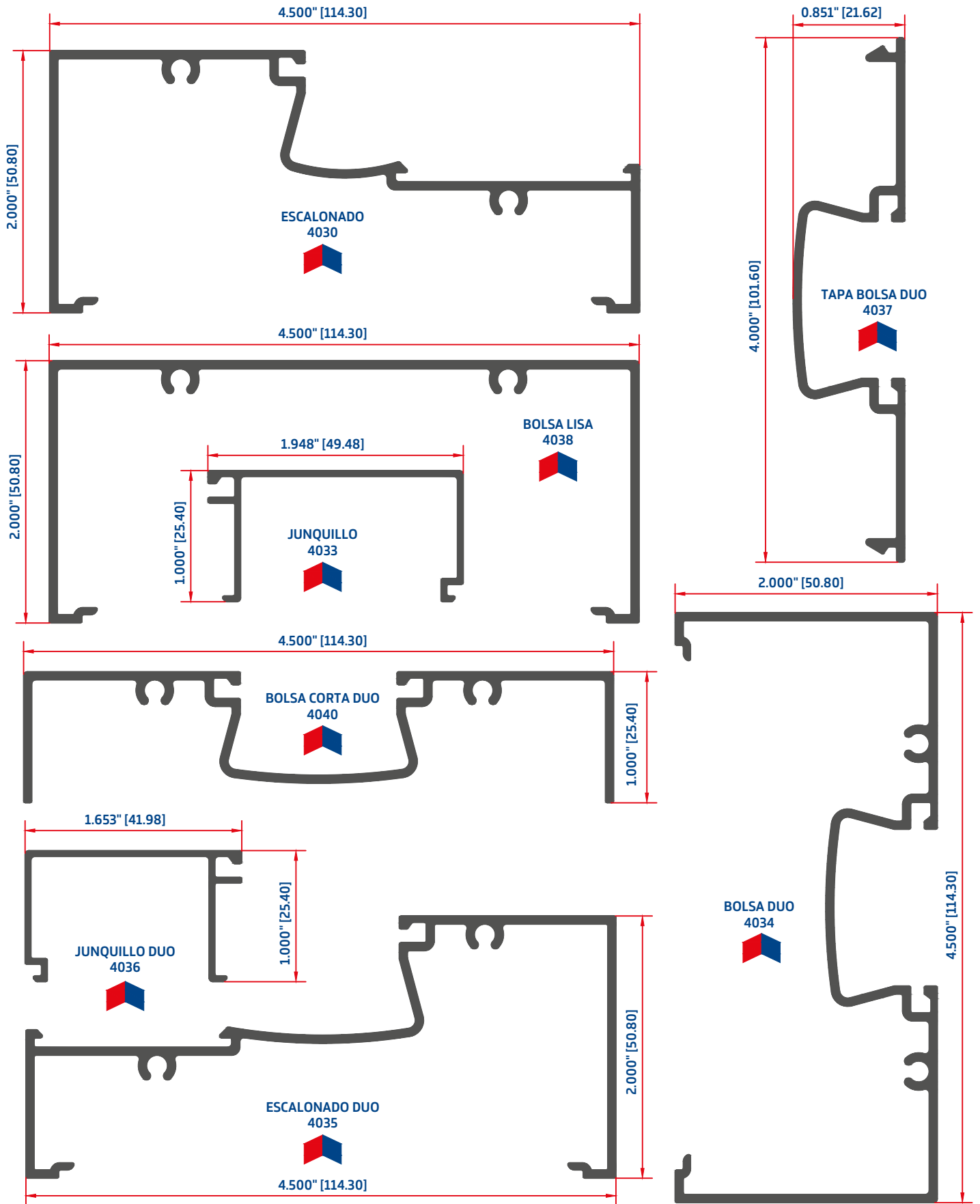
Vidrio doble



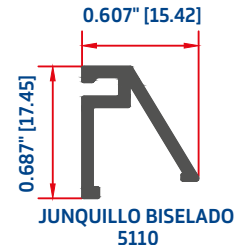
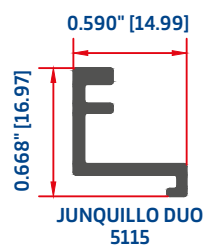
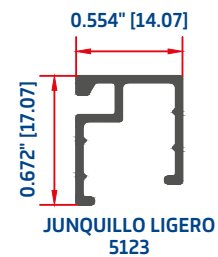
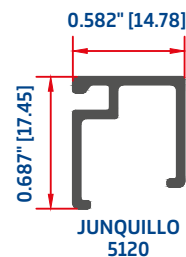
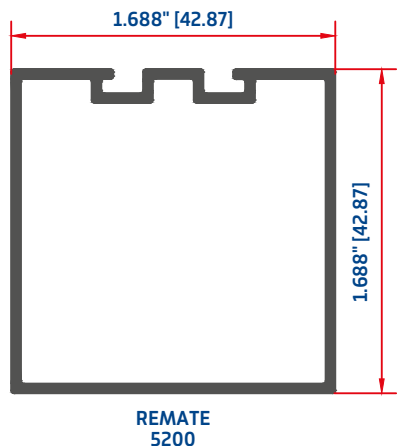
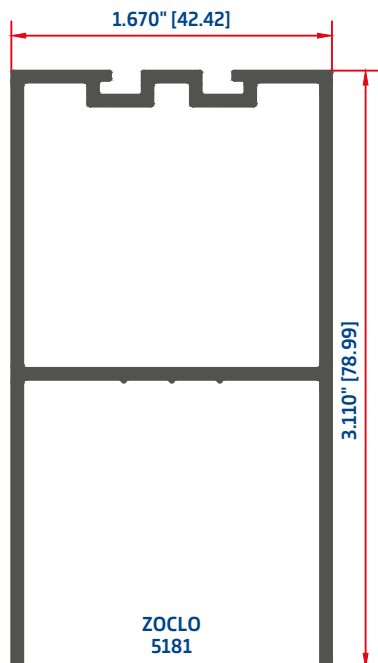

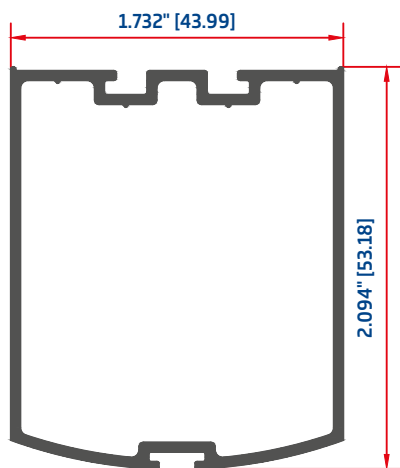
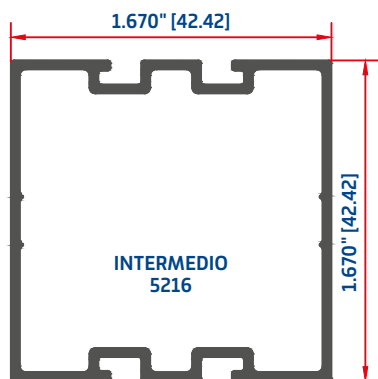

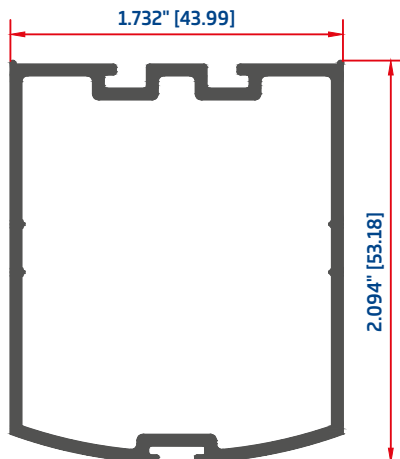
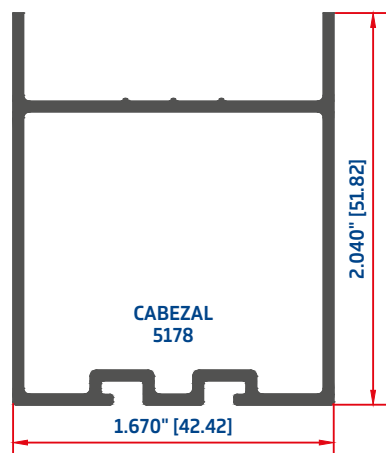
Ventana fija de 4 1/2"



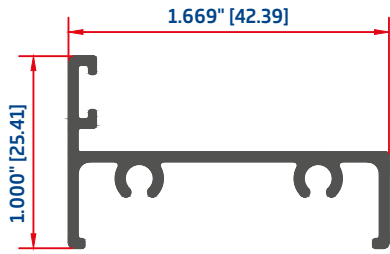
Ventana fija de 4 1/2"



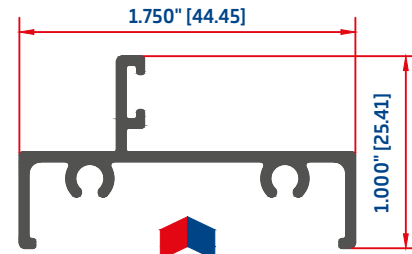
Puerta batiente de 1 3/4"



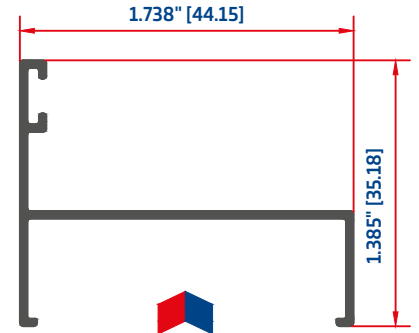
Batientes



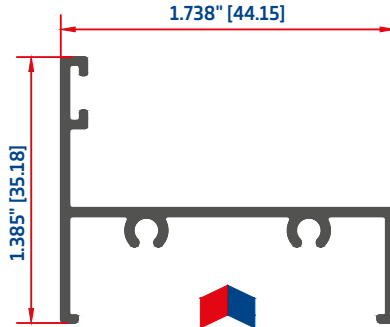
BATIENTE SUPERIOR
5040



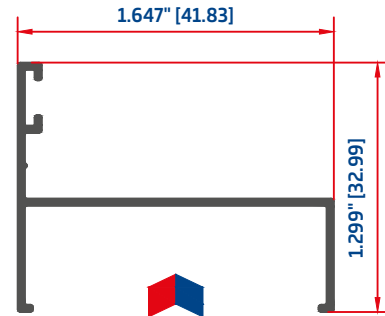
BATIENTE SUPERIOR PARA PUERTA DE 1"
5041




BATIENTE LATERAL ECONÓMICO
5056



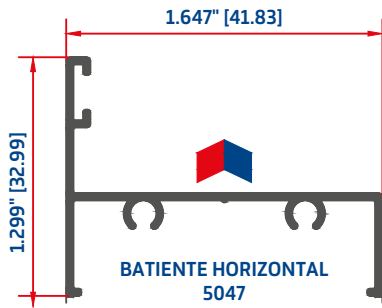
BATIENTE SUPERIOR ECONÓMICO
5042



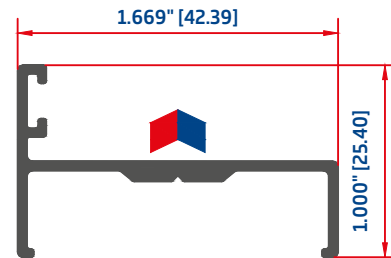
BATIENTE VERTICAL
5046



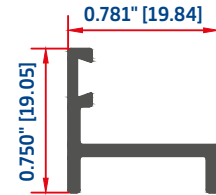
BATIENTE GRANDE
5105



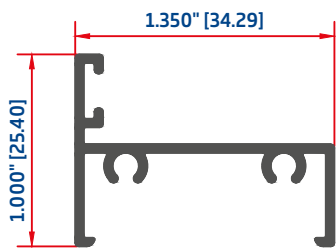
BATIENTE HORIZONTAL
5047



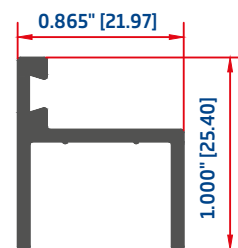
BATIENTE LATERAL
5055



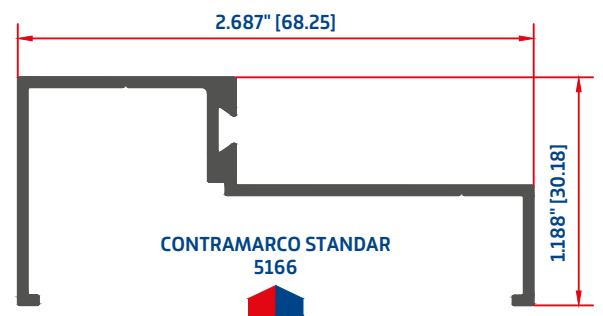
BATIENTE
6603



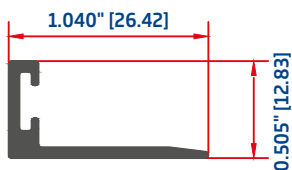
BATIENTE LIGERA
5044



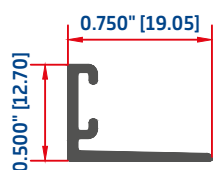
BATIENTE LIGERA
16565



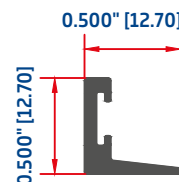
CONTRAMARCO STANDAR
5166



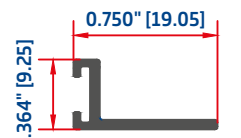
BATIENTE MEDIANO
5174



BATIENTE DE 3/4"
5132



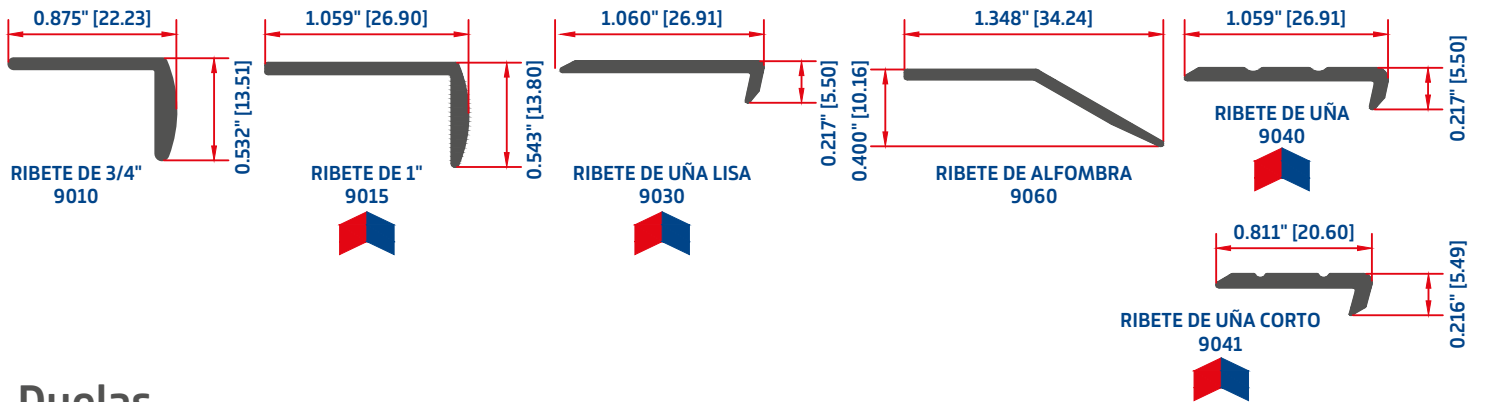
BATIENTE CHICO
5130



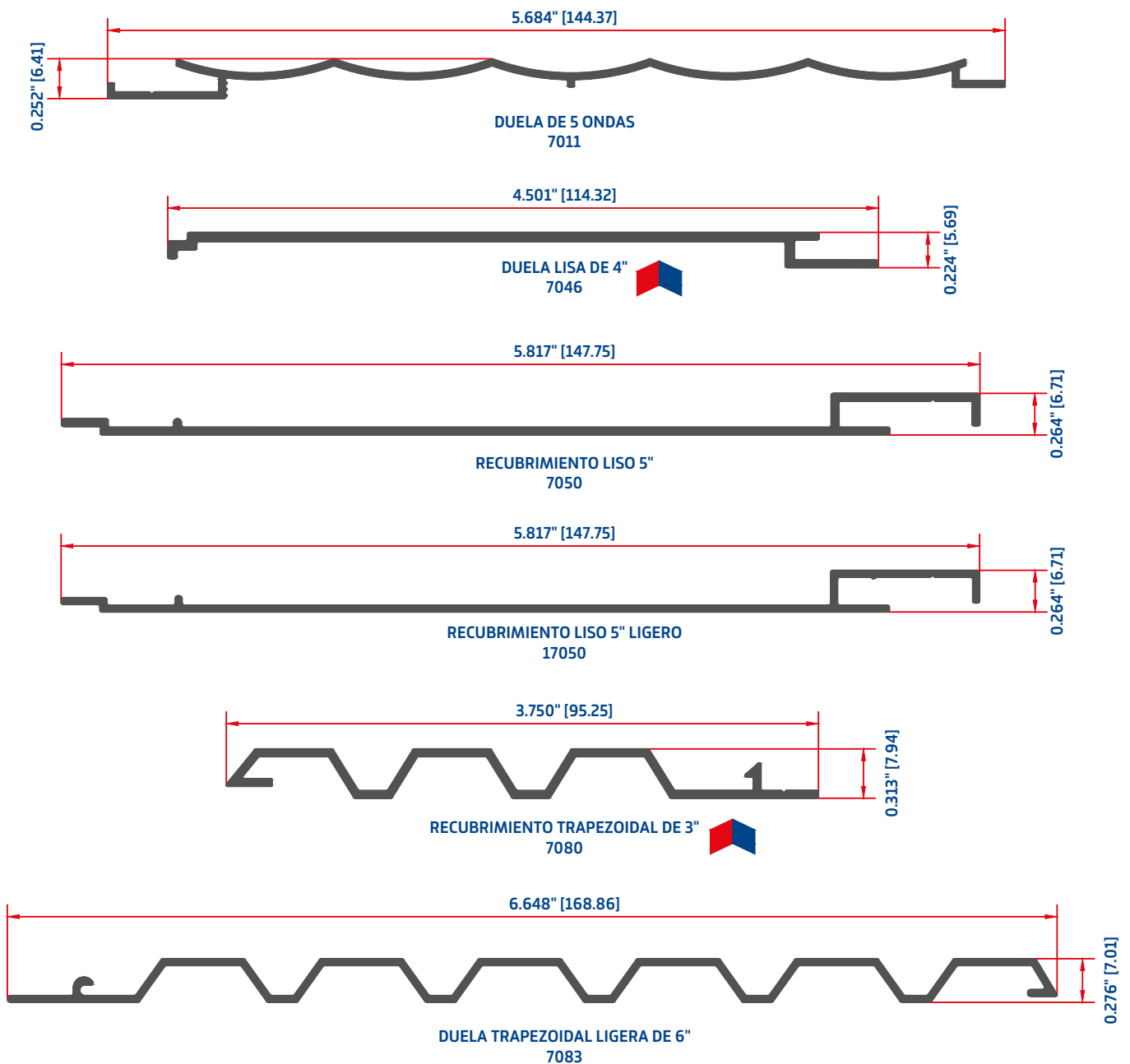
BATIENTE INVERTIDO
5108



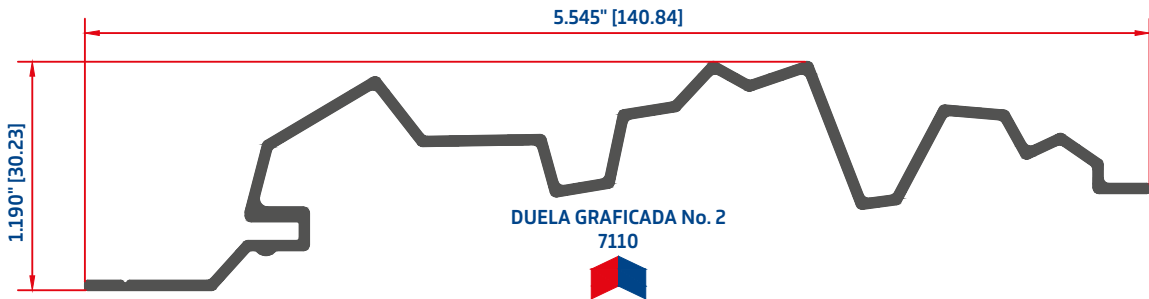

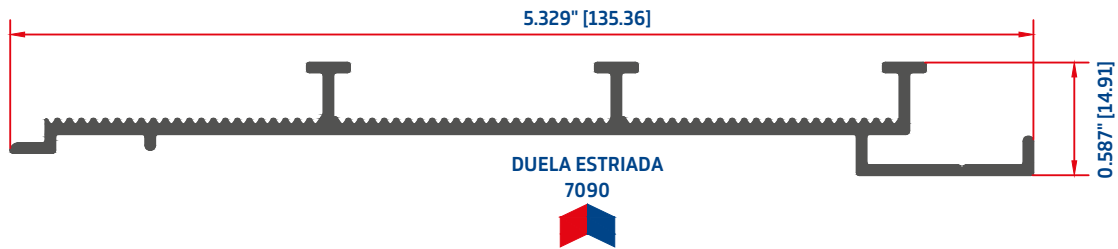
Ribetes



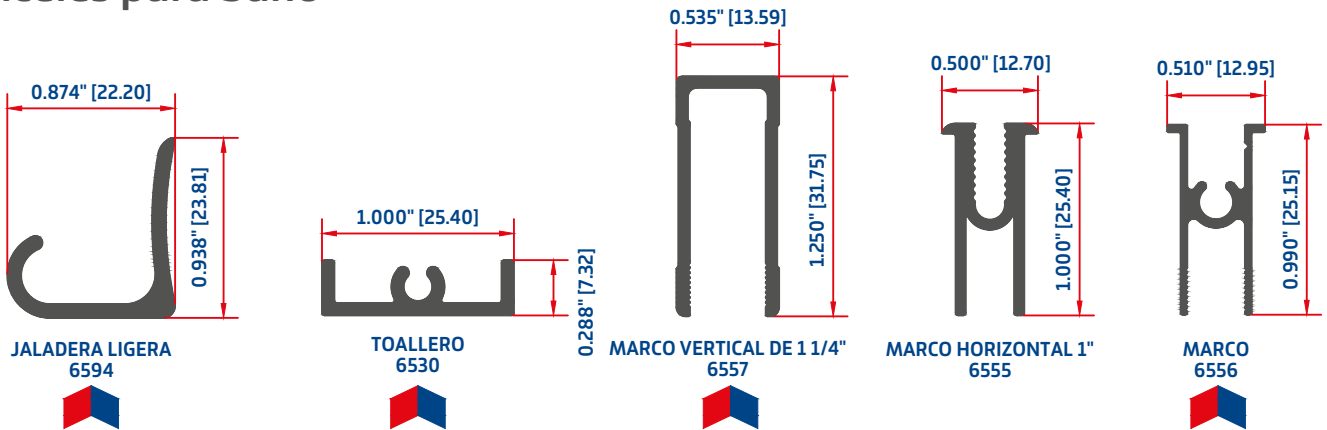
Duelas



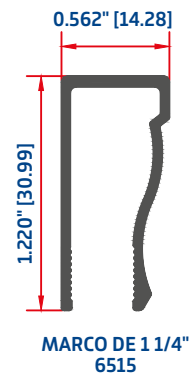
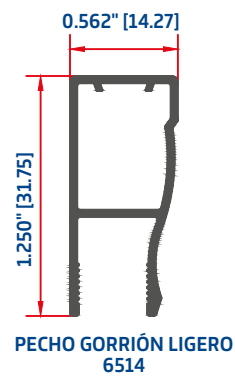
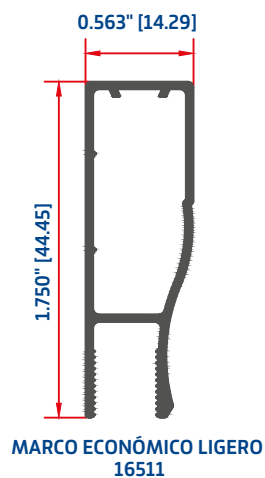
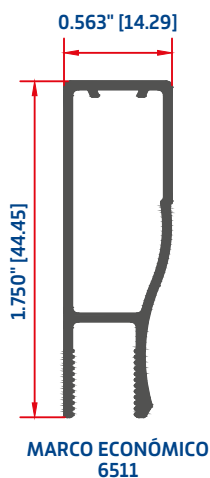
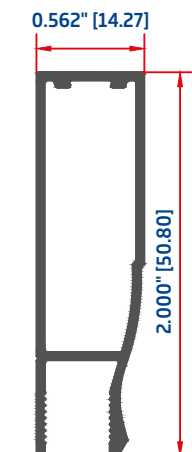
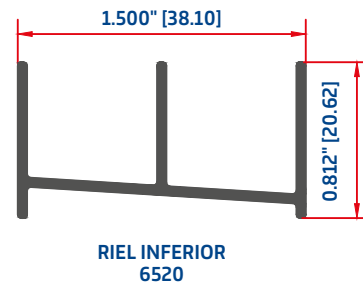
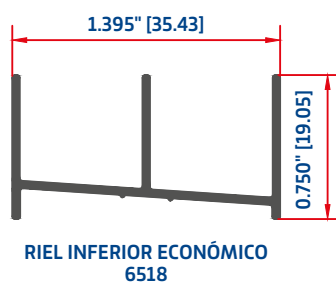
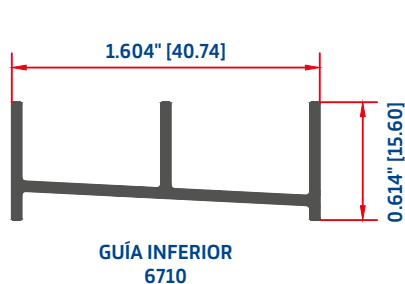
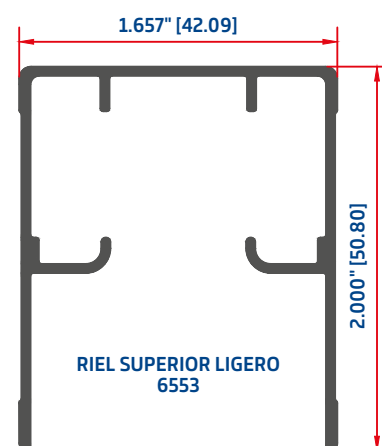
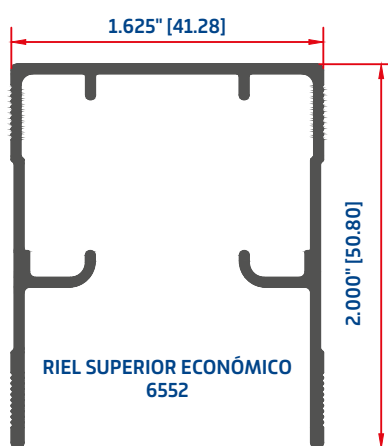
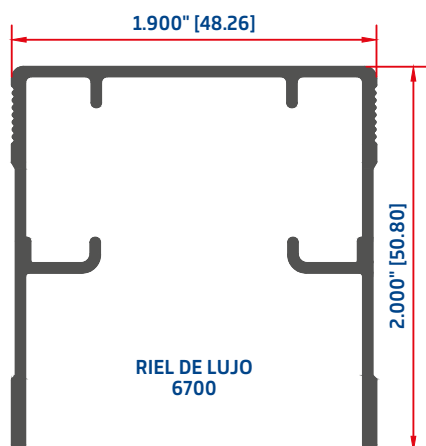
Duelas



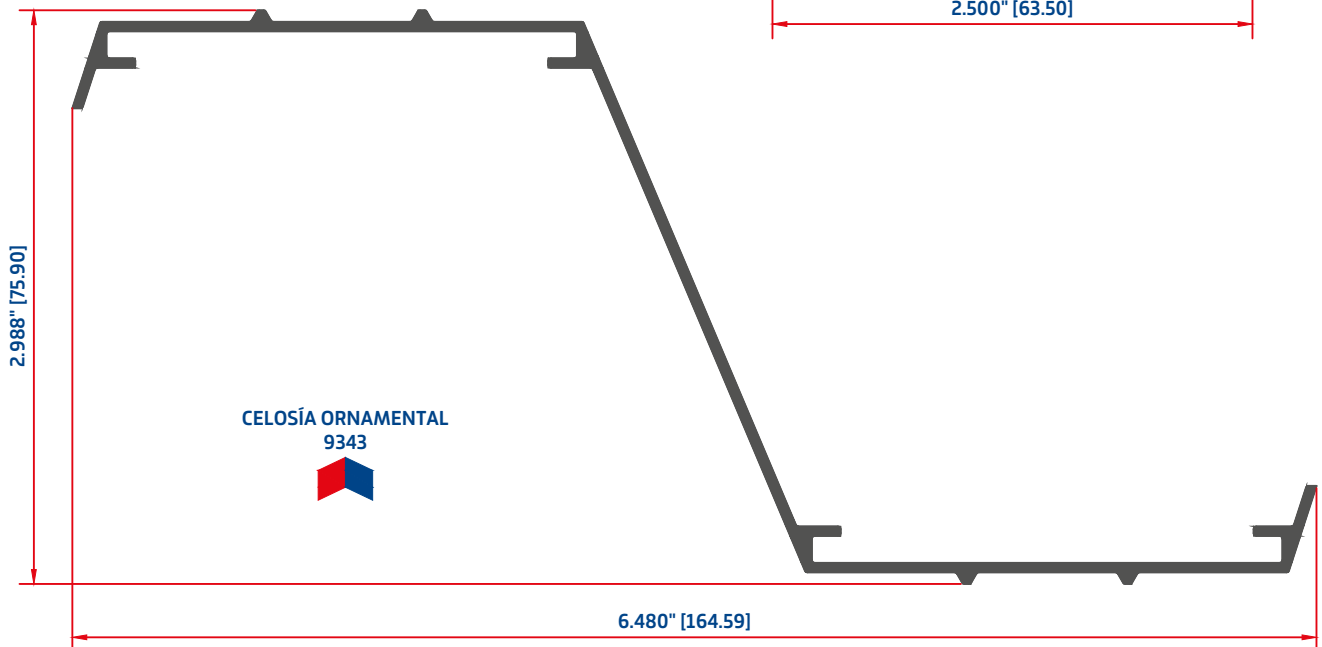
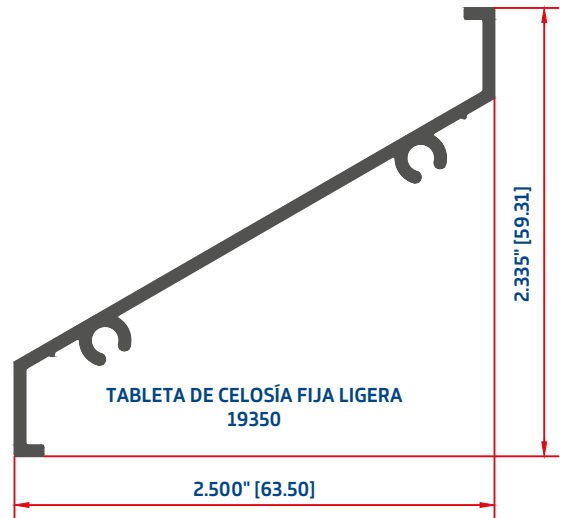
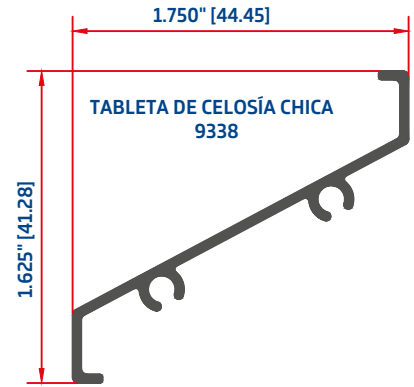
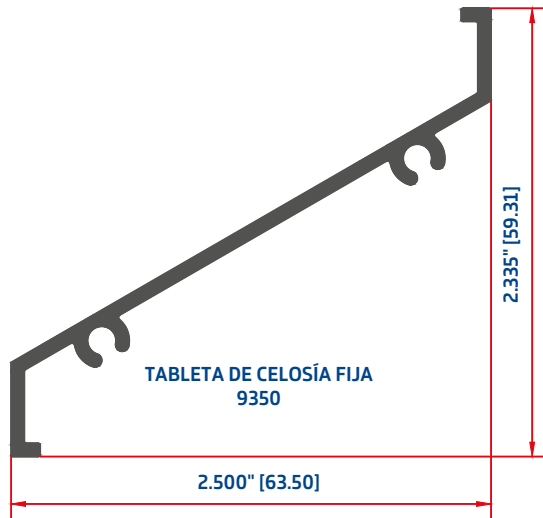
Canceles para baño



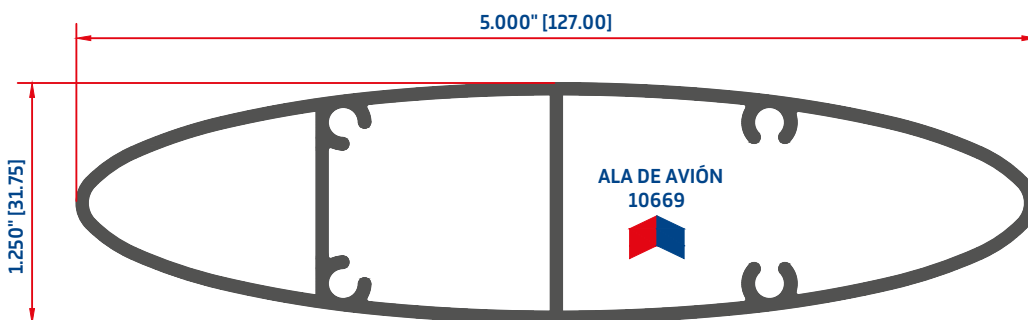
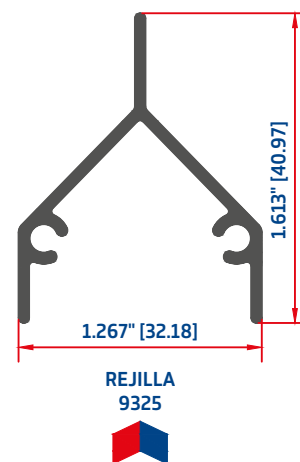
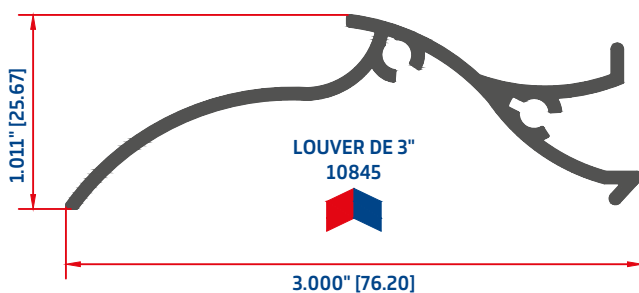
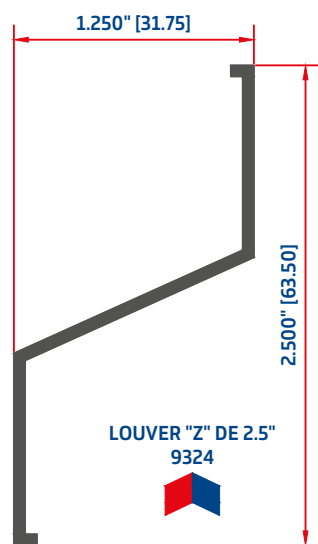
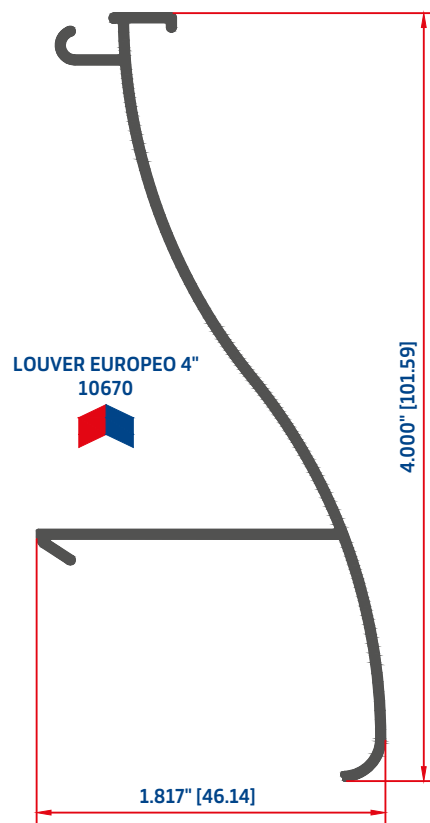
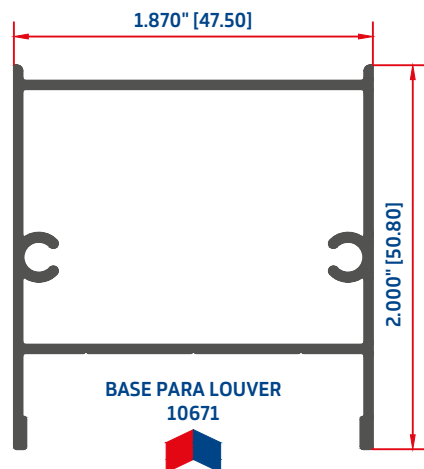
Canceles para baño



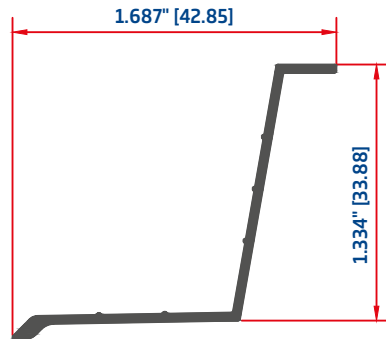
Louvers



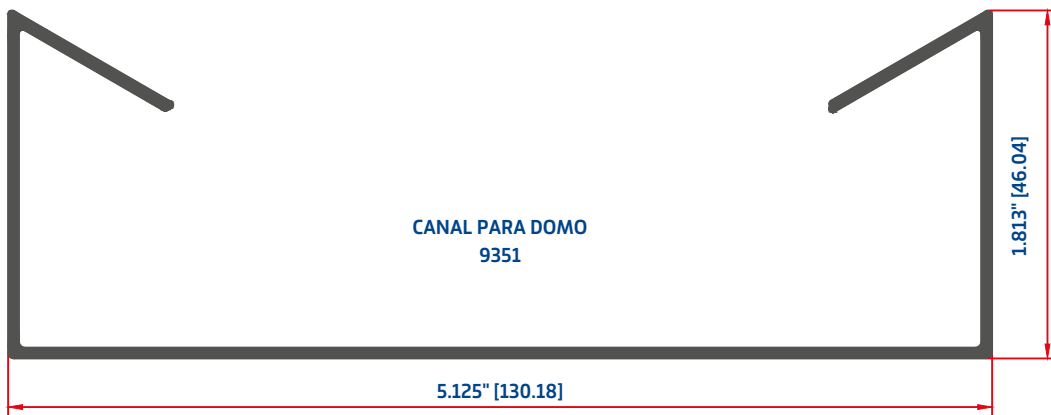
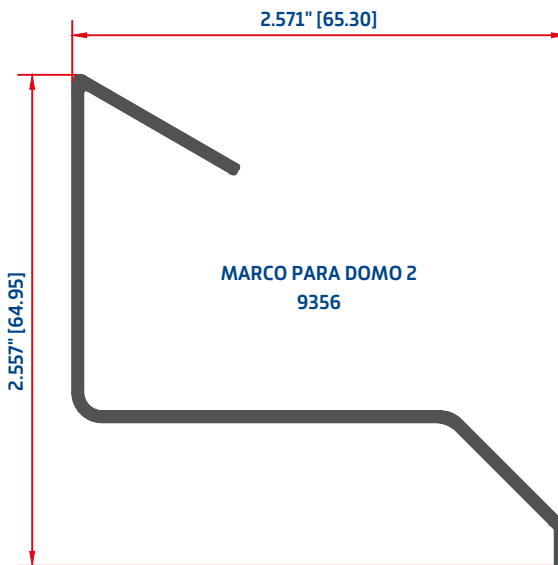
Louvers



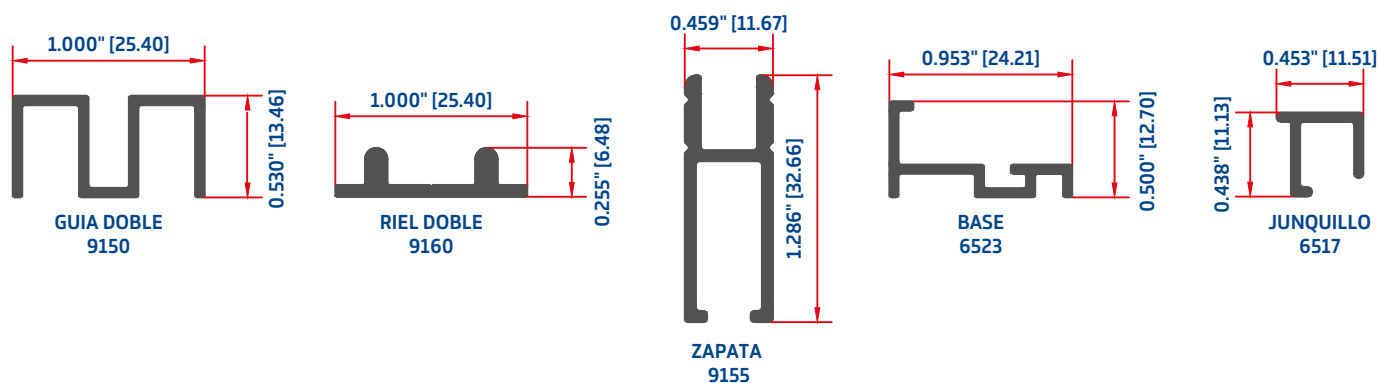
Domos



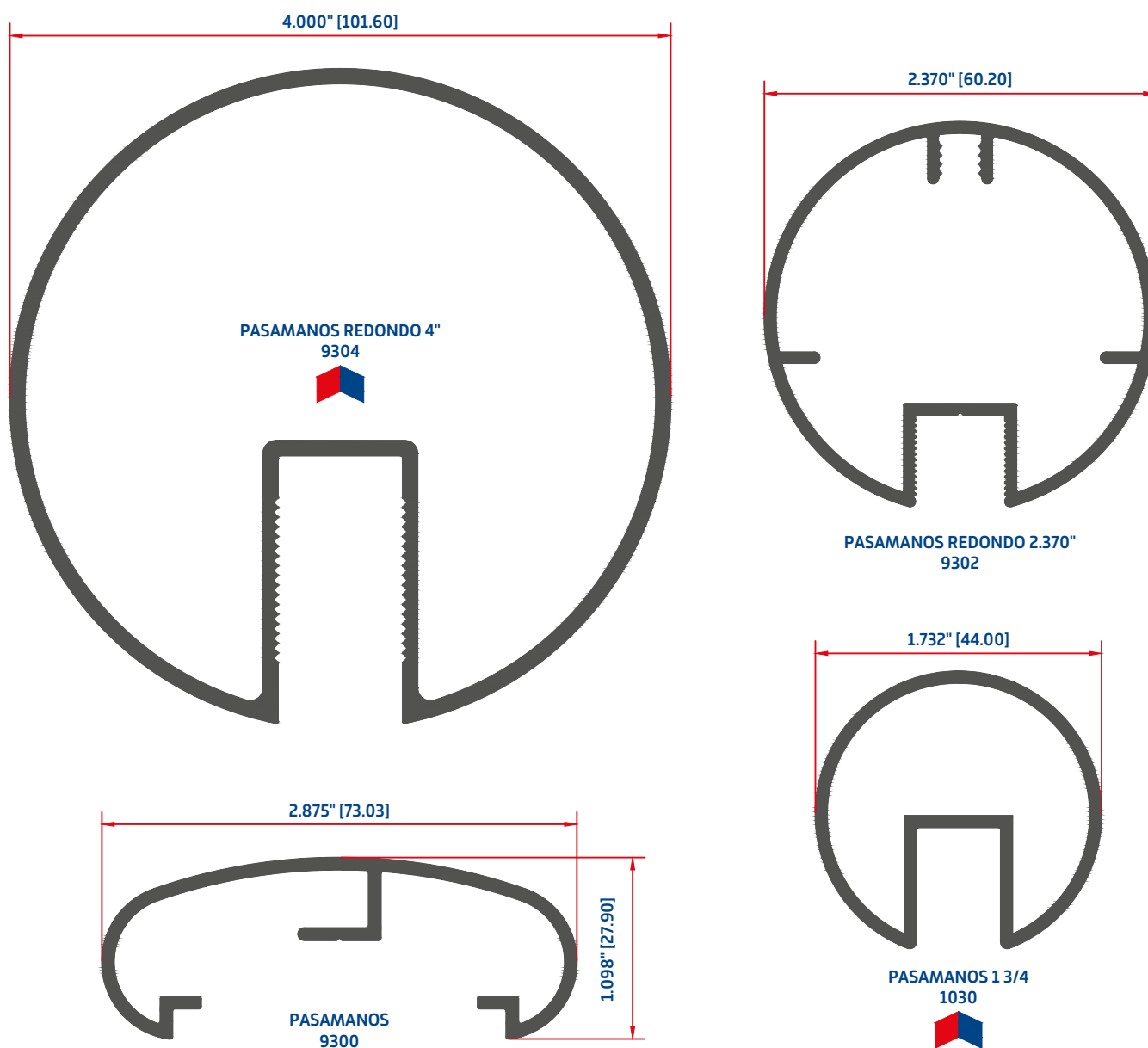
MARCO PARA DOMO LIGERO
9361



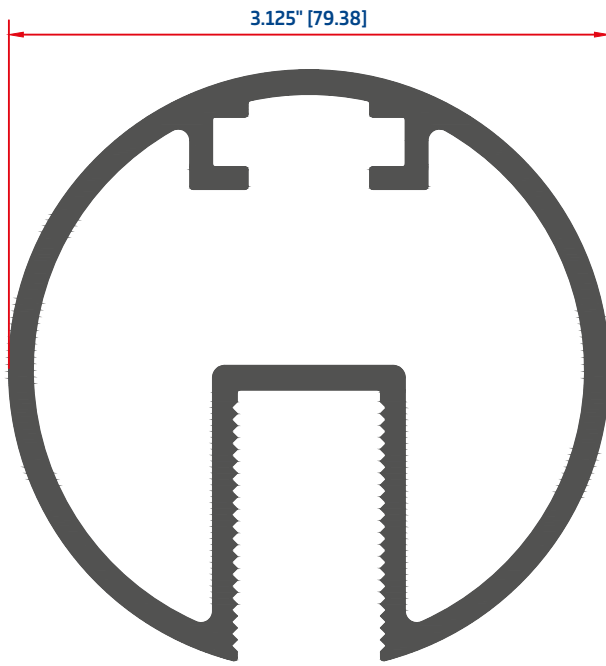
Vitrina



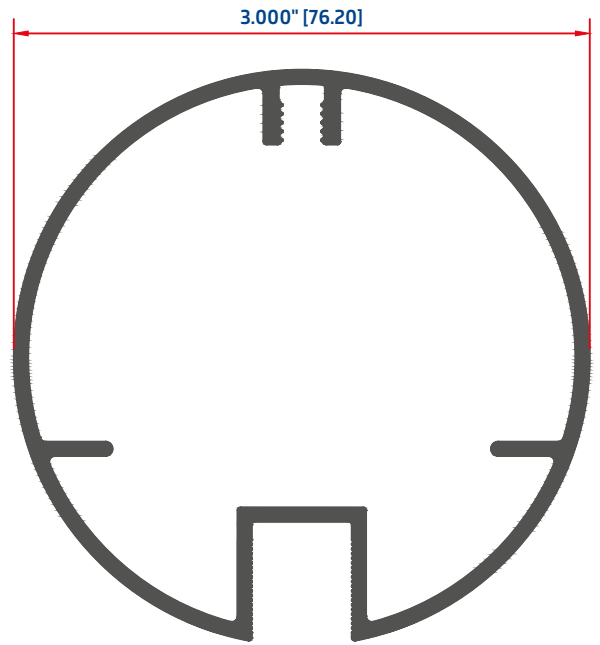
Pasamanos y zoclos



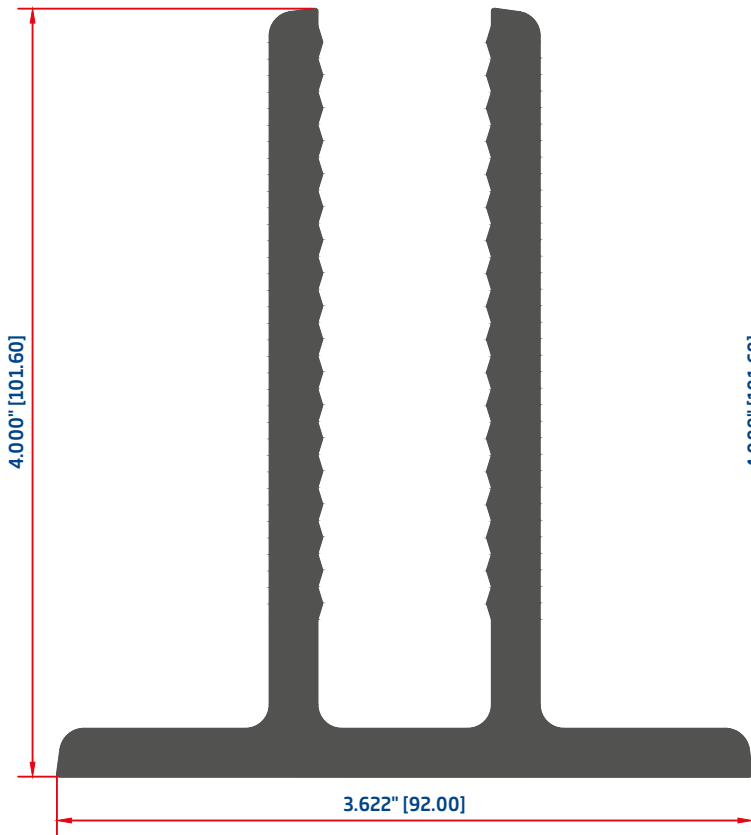
Pasamanos y zoclos



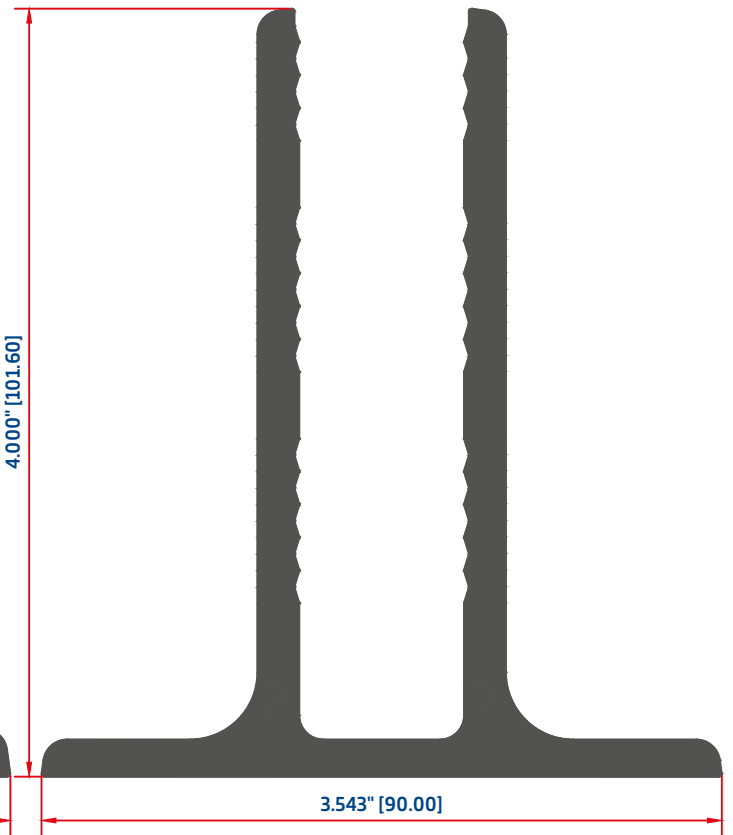
PASAMANOS REDONDO 3.125"
9303



PASAMANOS REDONDO 3"
9306


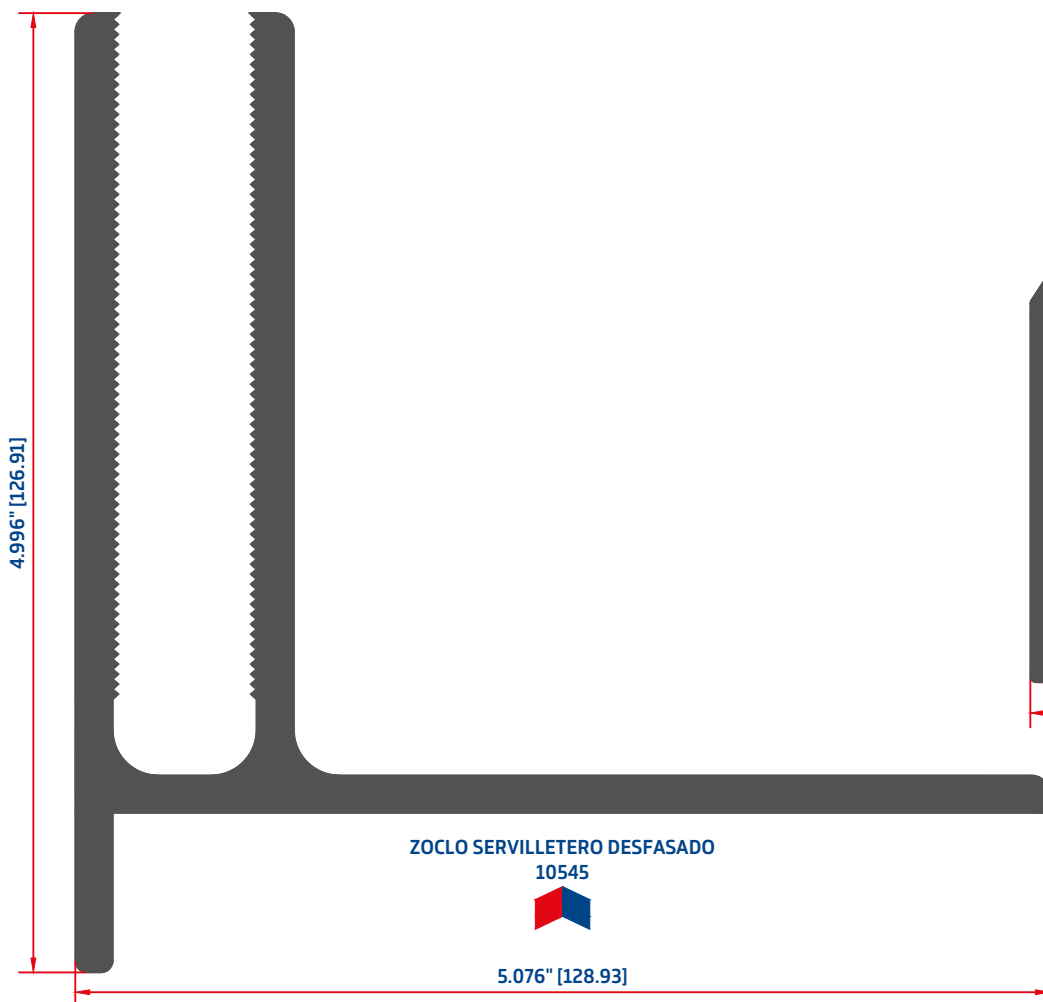
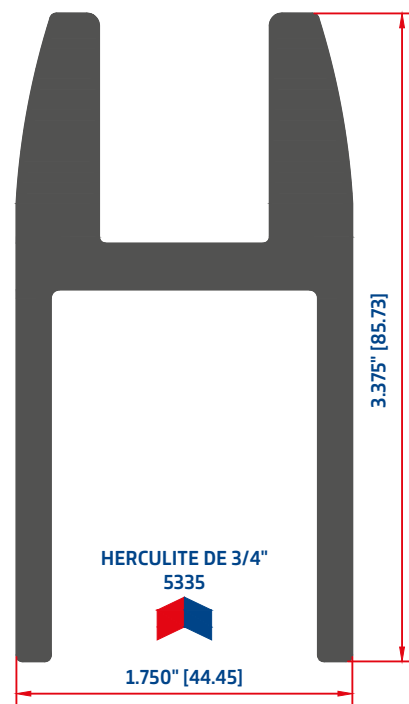
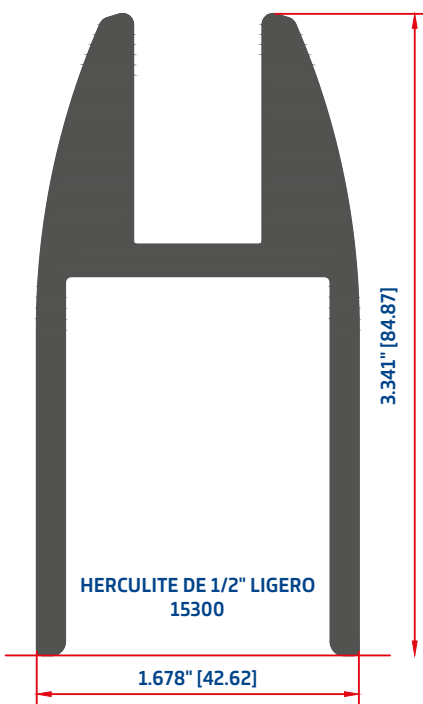
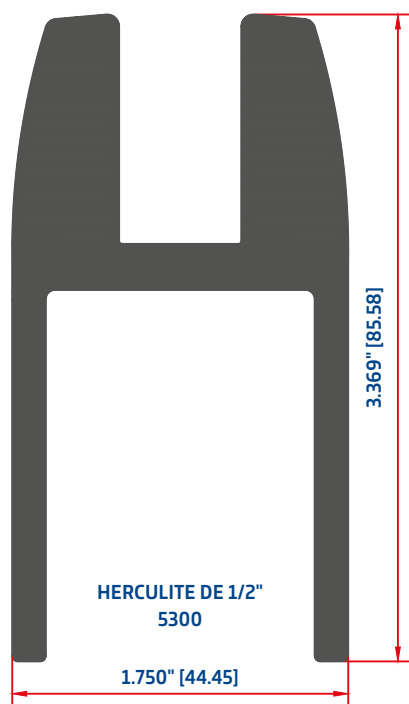


SOPORTE TEE
10125

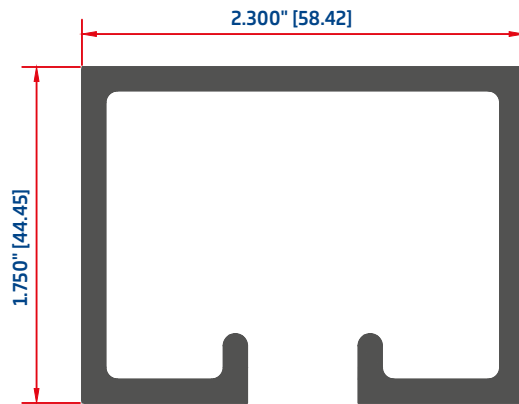


SOPORTE TEE LIGERO
11758

Pasamanos y zoclos



Riel para portón



RIEL PORTÓN
9666

Sardineles



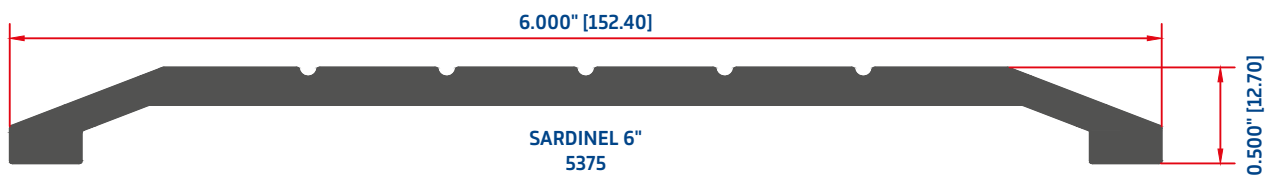
SARDINEL CAPFCE
5372



SARDINEL DE 3"
5369




SARDINEL 4"
5370

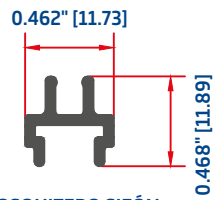


SARDINEL 6"
5375

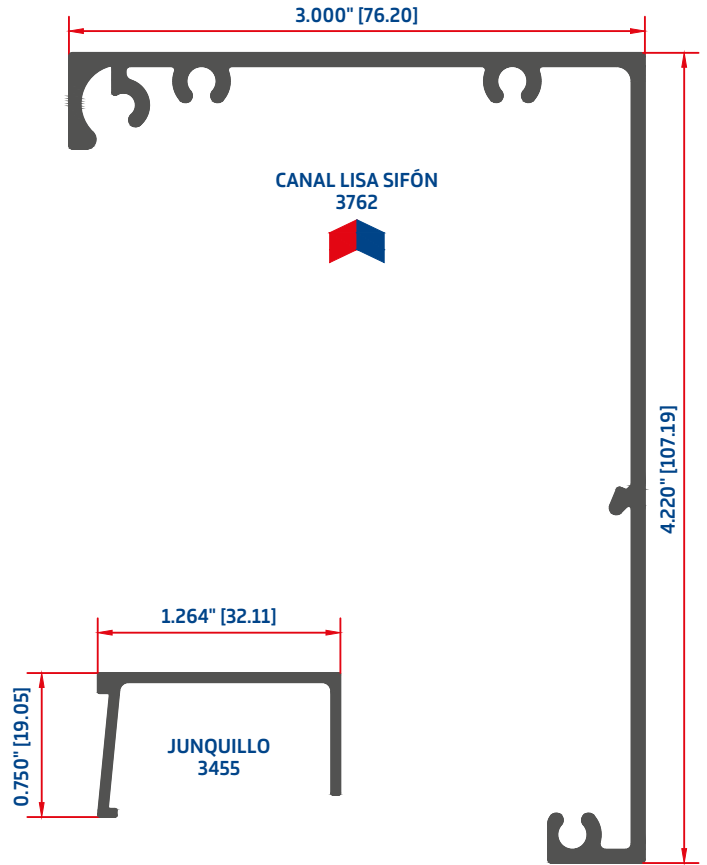
Ventana sifón



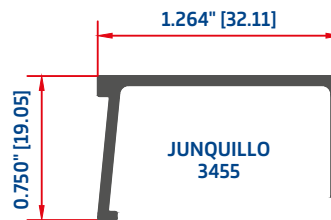
JALADERA VENTANA SIFÓN
3775



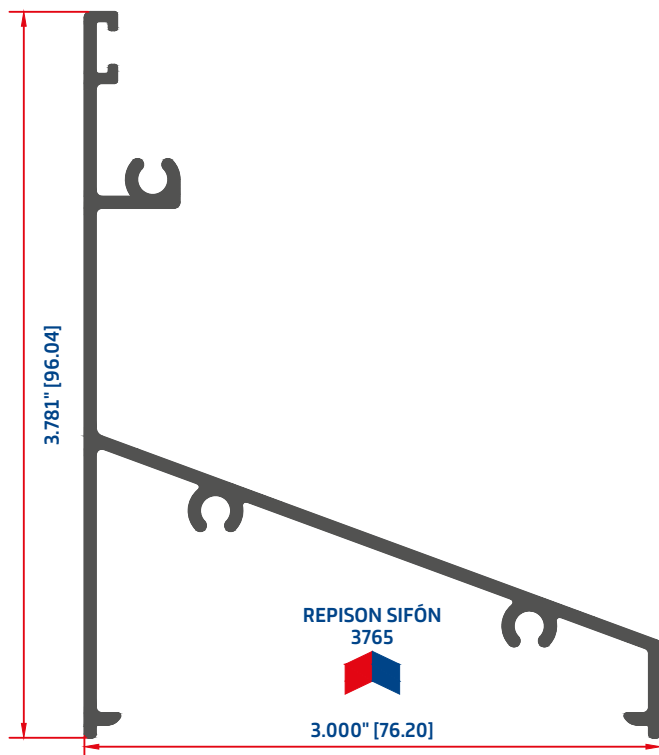
MOSQUITERO SIFÓN
3780



CANAL LISA SIFÓN
3762



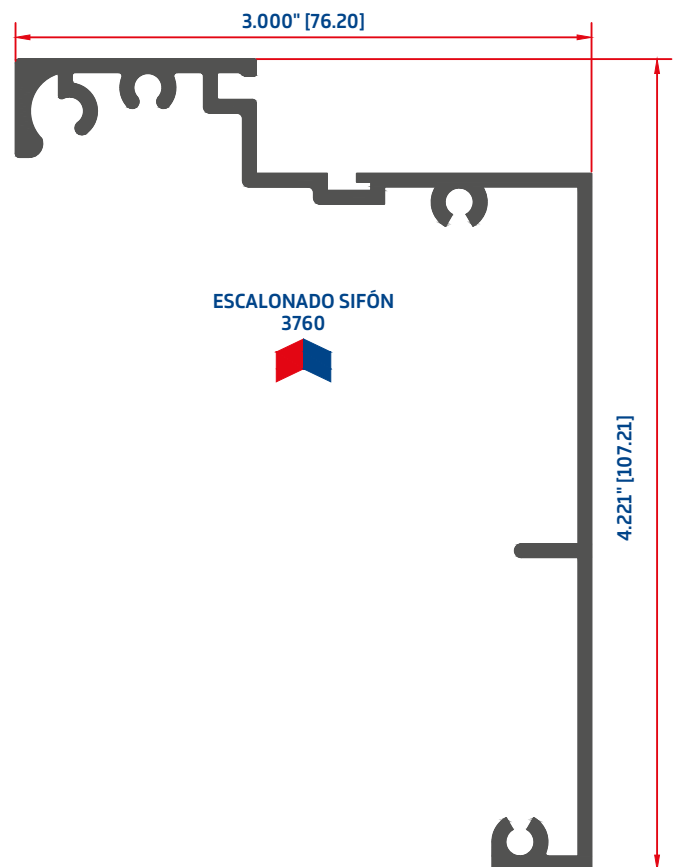
JUNQUILLO
3455



REPISON SIFÓN
3765

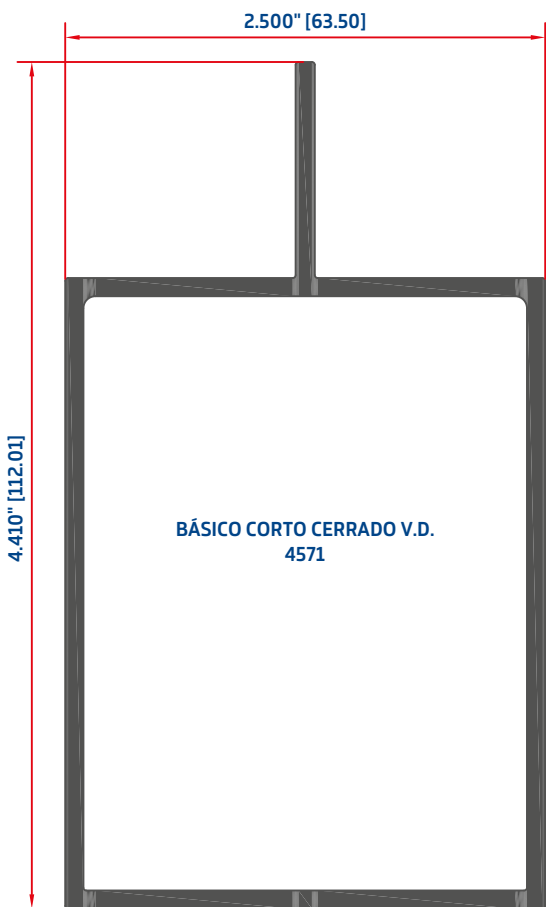


3.000\" [76.20]

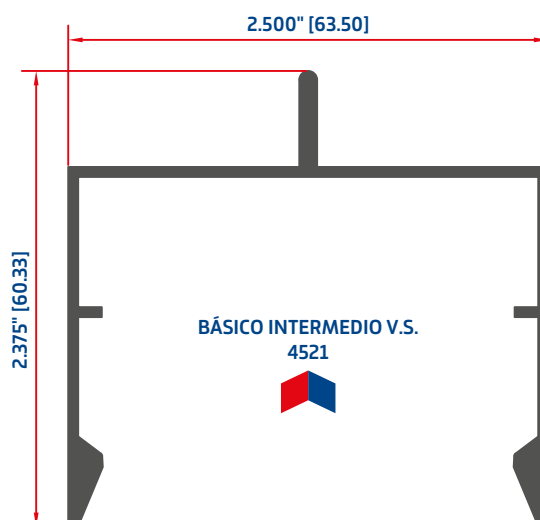
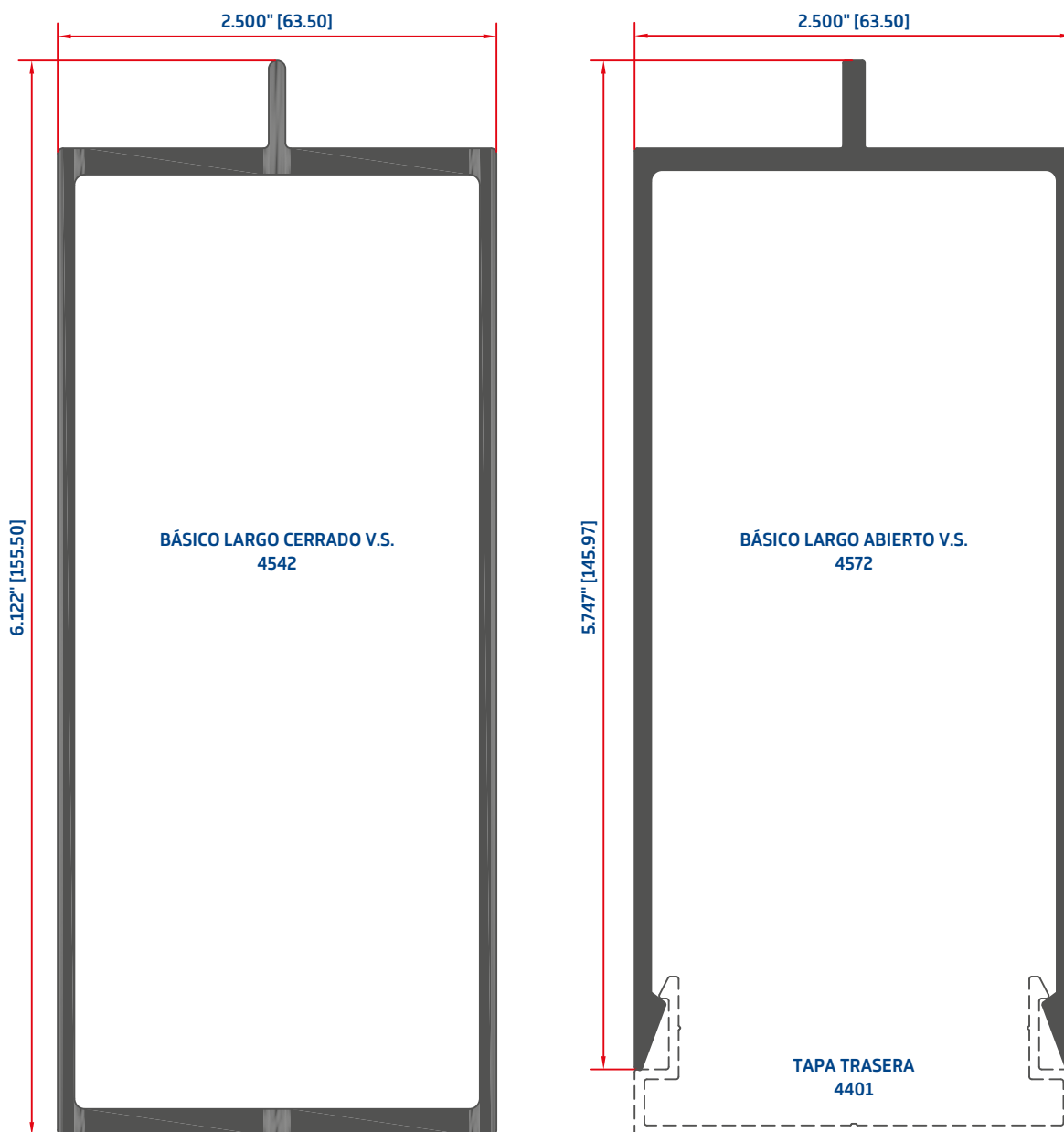


ESCALONADO SIFÓN
3760

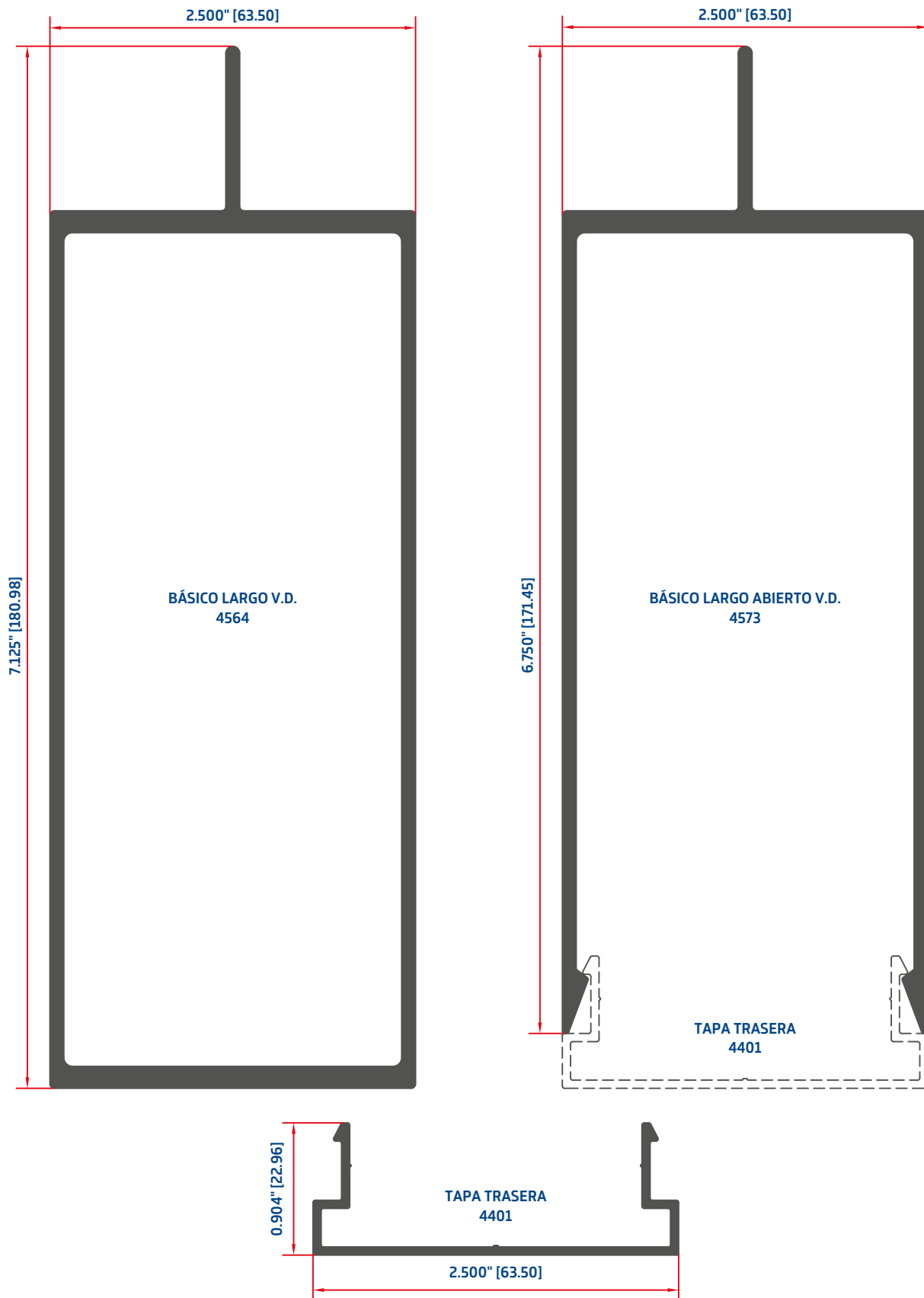
Fachada integral (sujeción estructural)



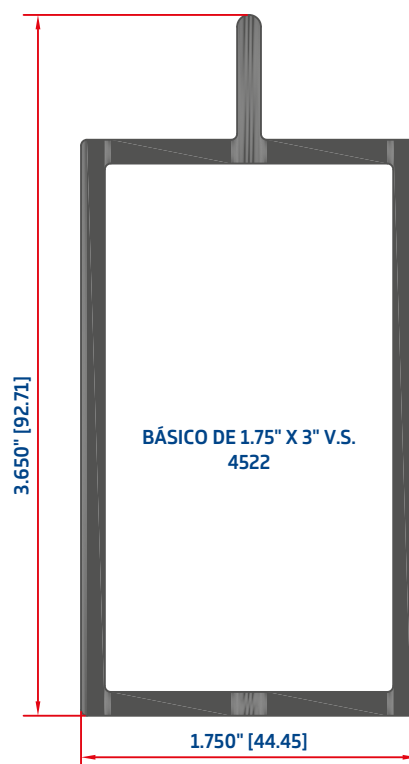
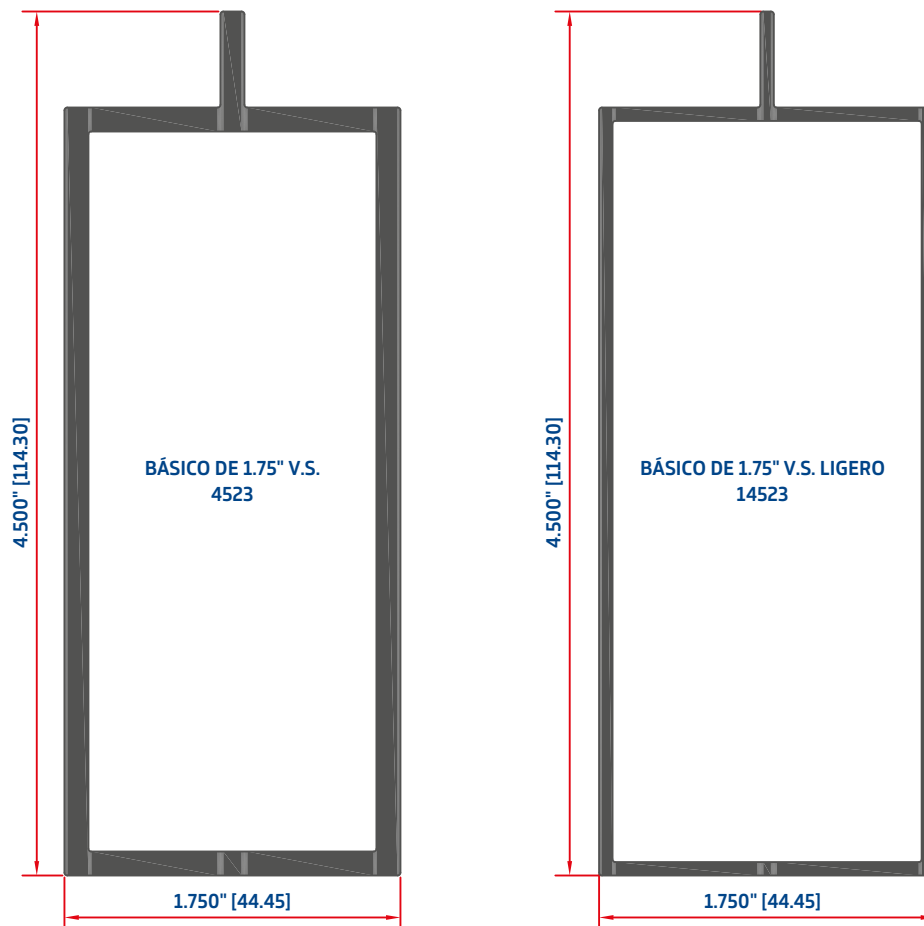
Fachada integral (sujeción estructural)



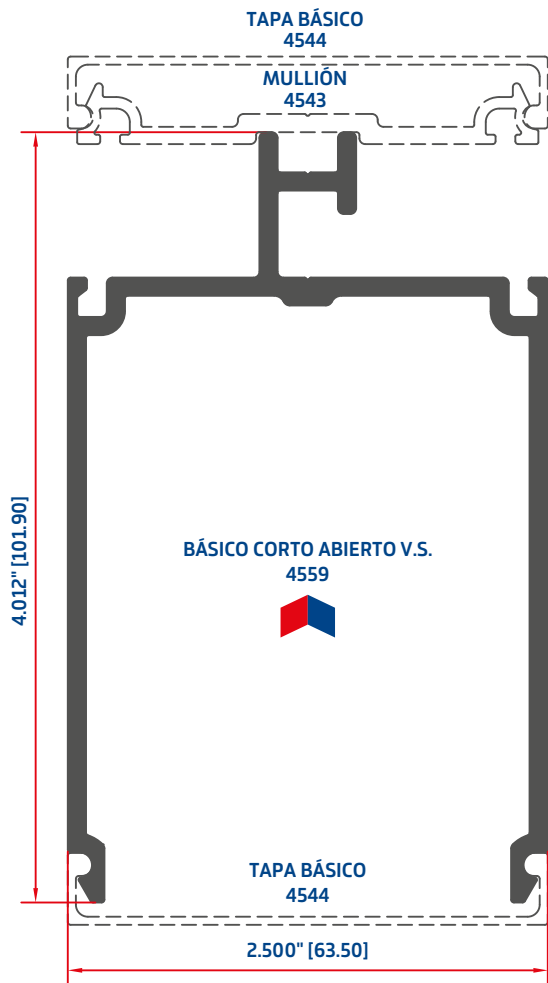
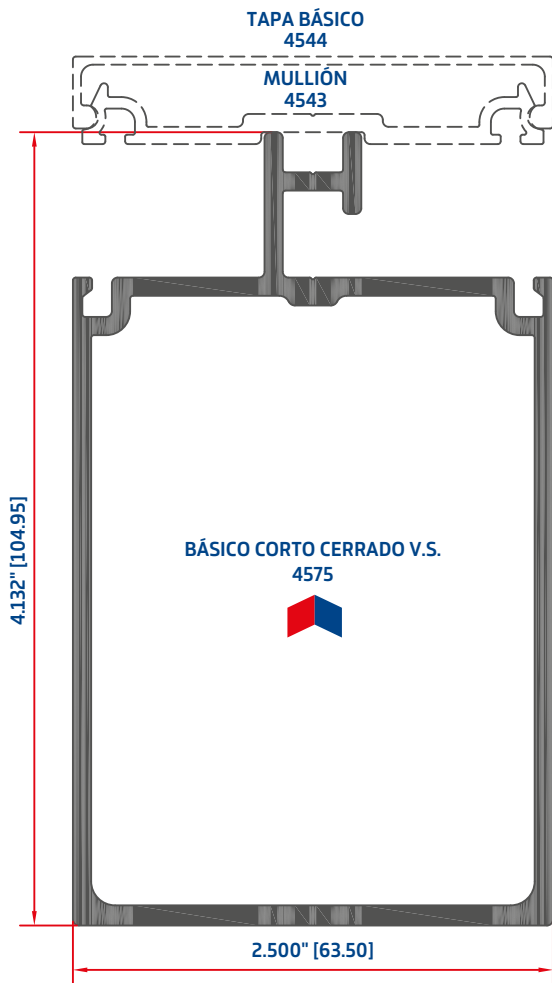
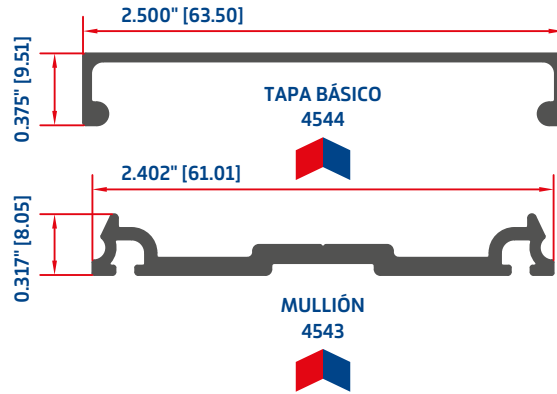
Fachada integral (sujeción estructural)



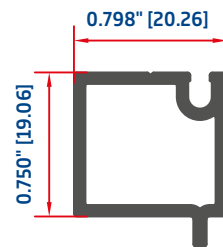
Fachada integral (sujeción estructural)



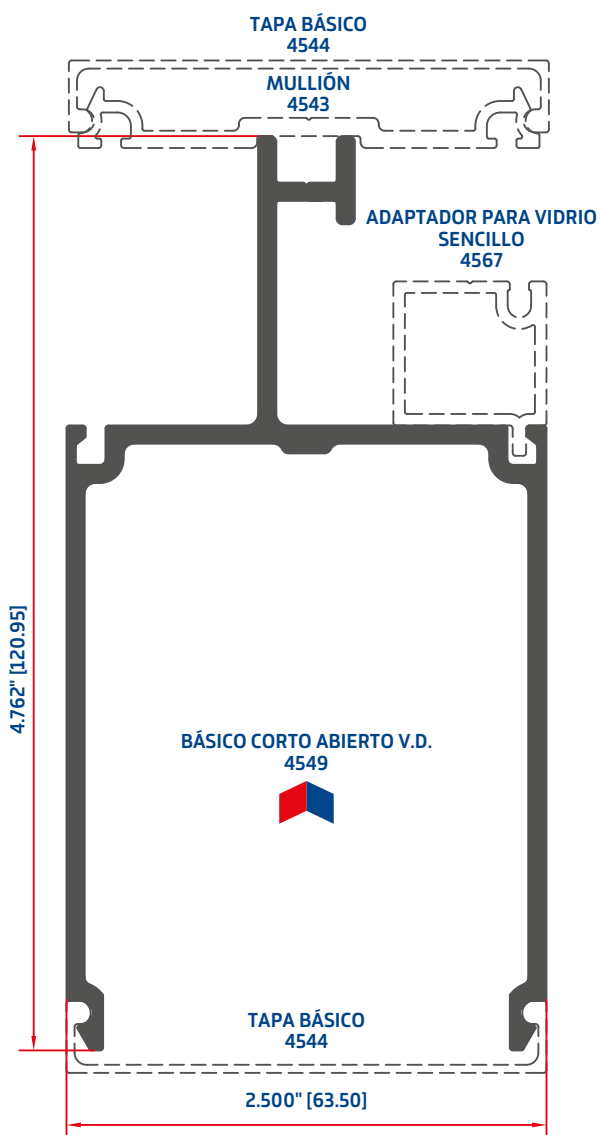
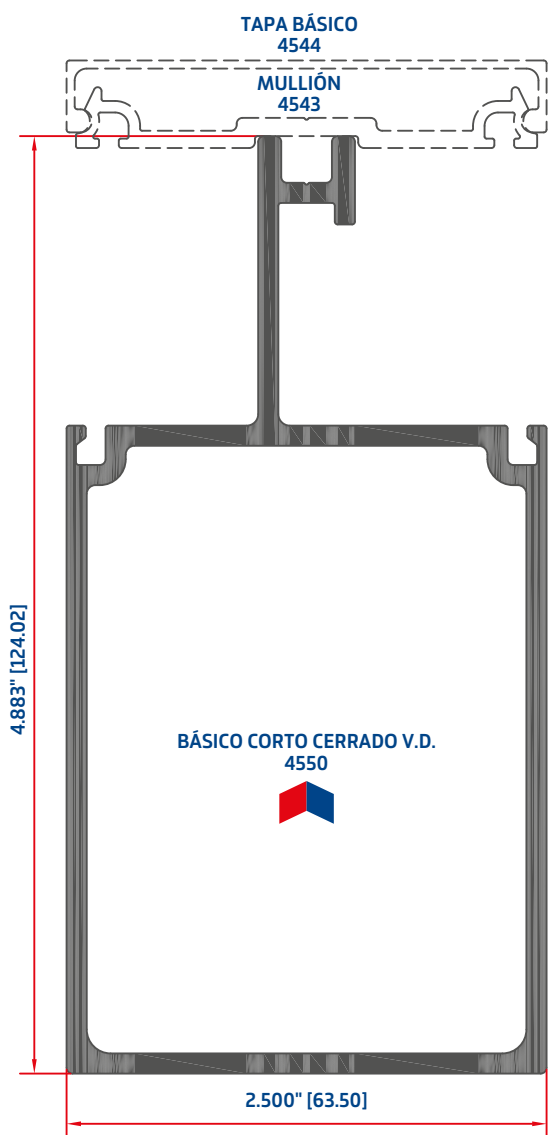
Fachada integral (sujeción mecánica)



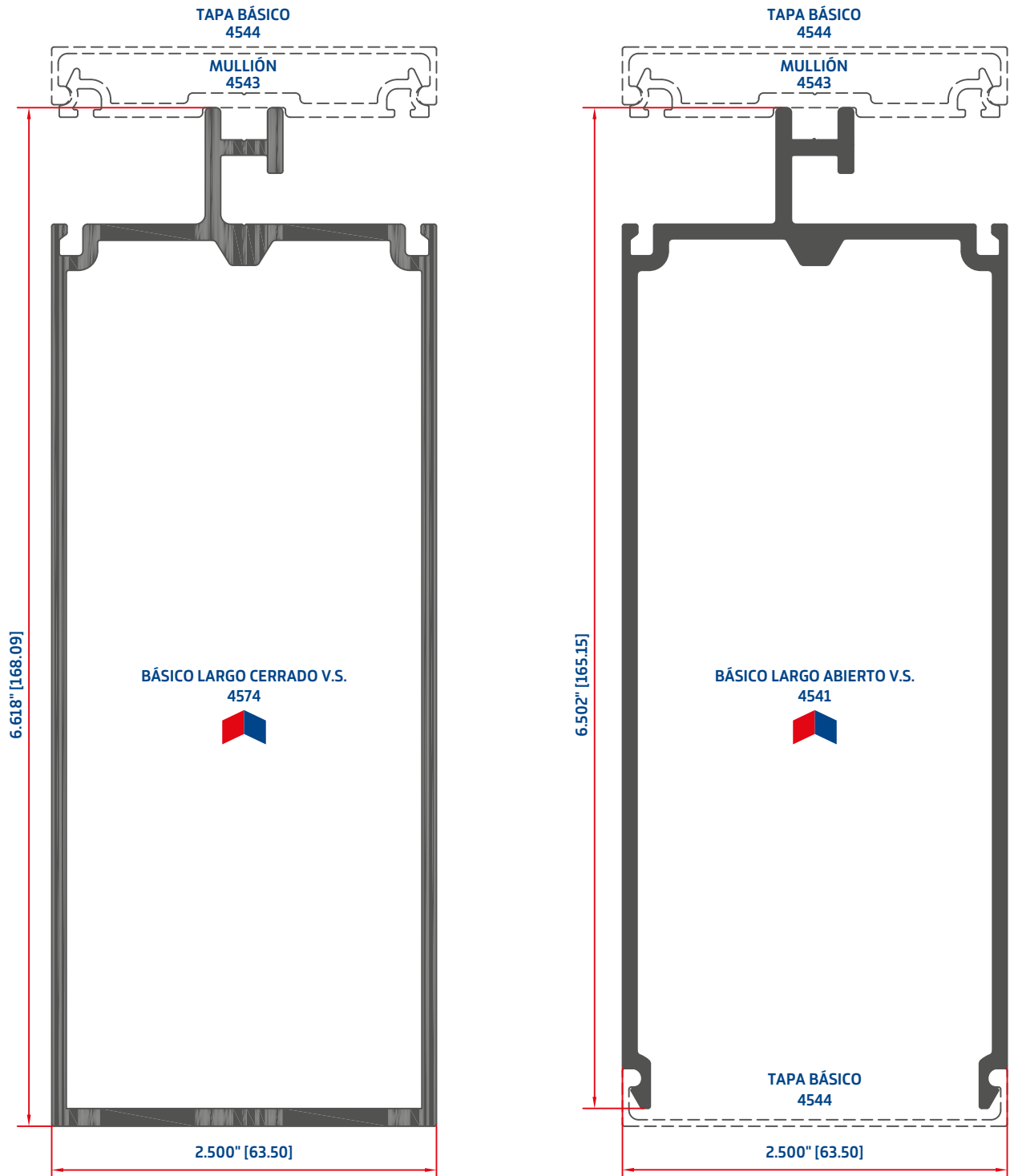
Fachada integral (sujeción mecánica)



ADAPTADOR PARA VIDRIO
SENCILLO
4567



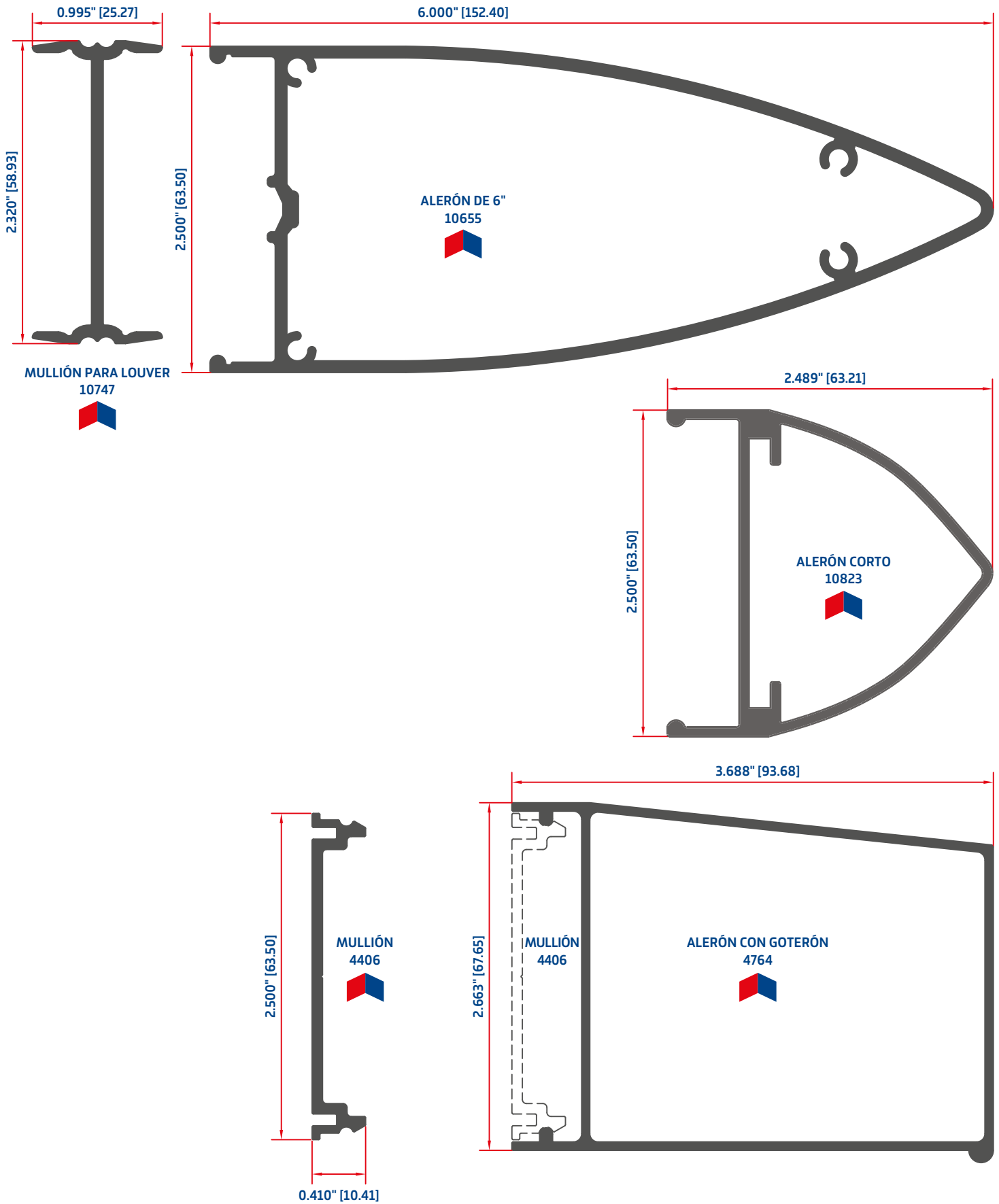
Fachada integral (sujeción mecánica)



Fachada integral (sujeción mecánica)

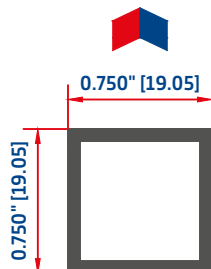


Fachada integral (sujeción mecánica)

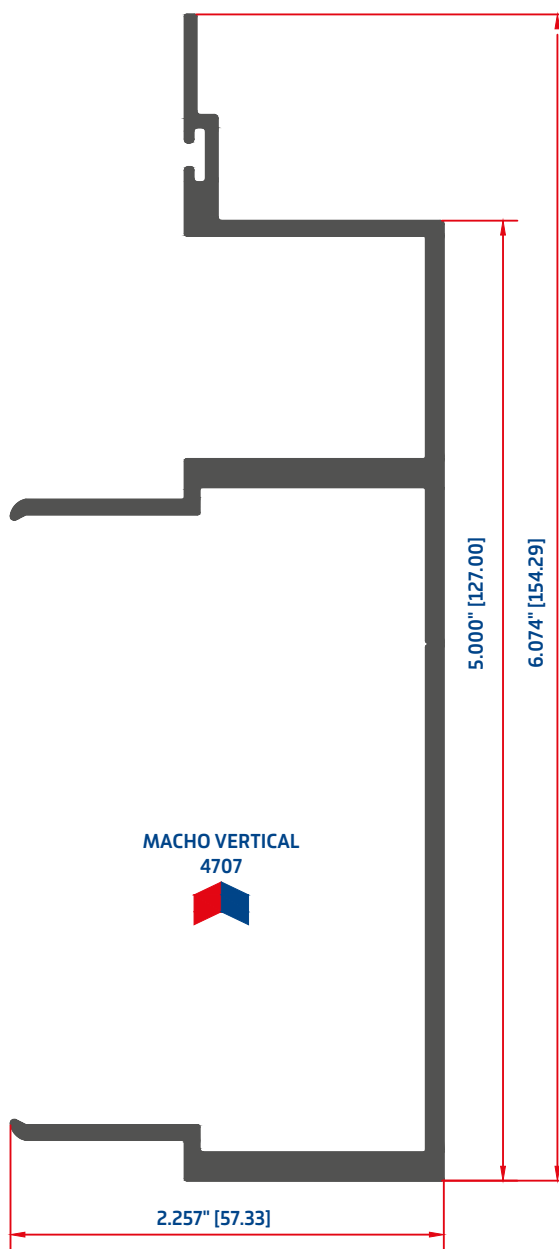
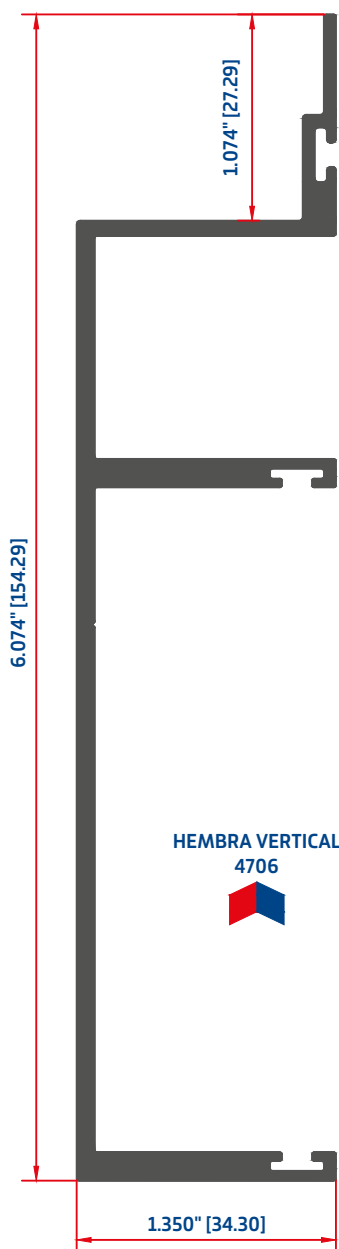
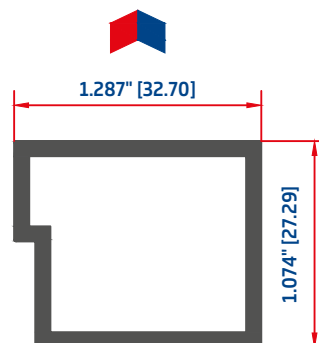


Fachada unitizada

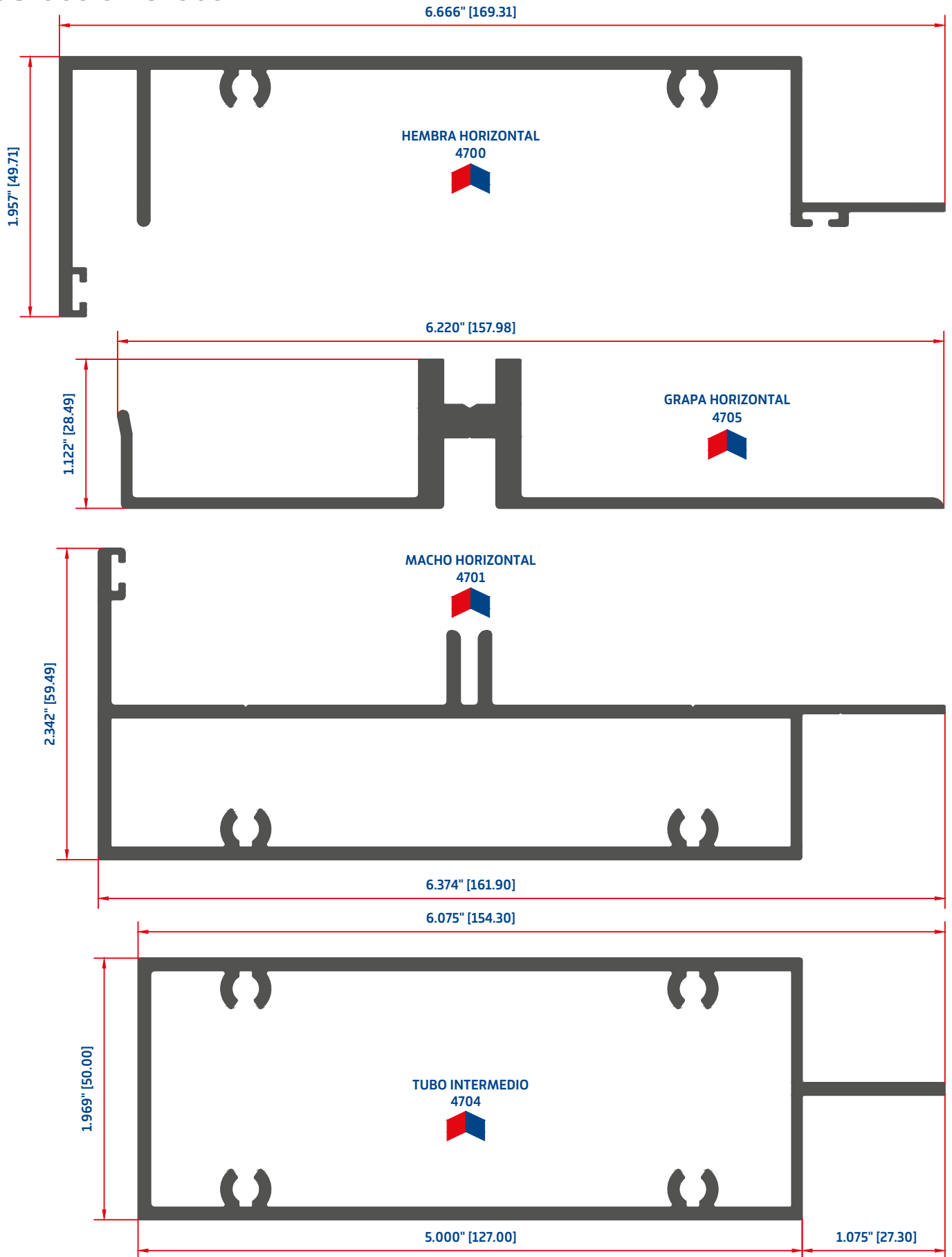
TUBO CUADRADO DE 3/4"
7401



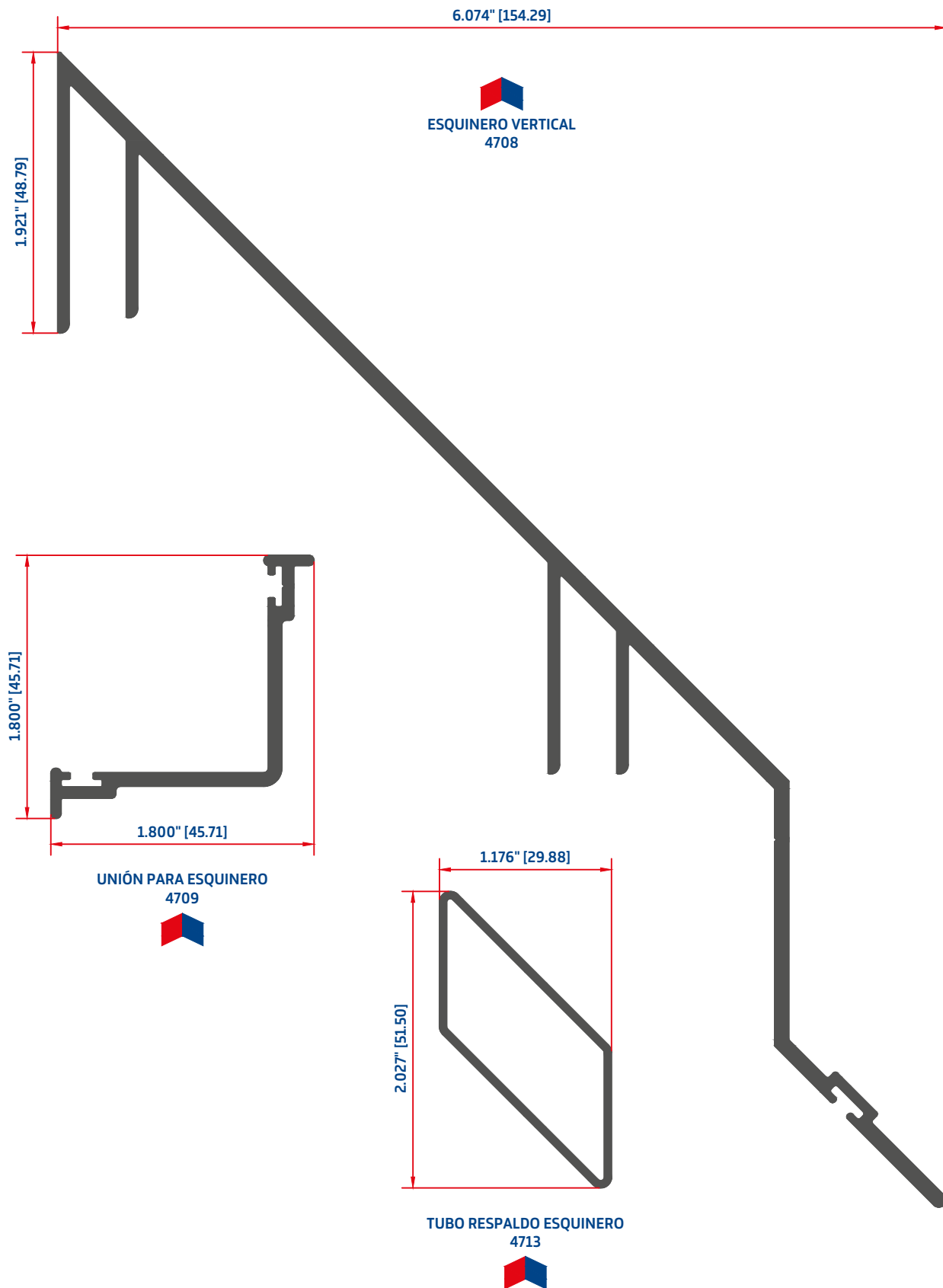
TUBO RESPALDO
4714



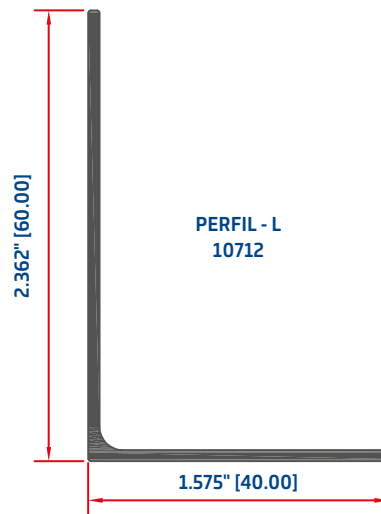
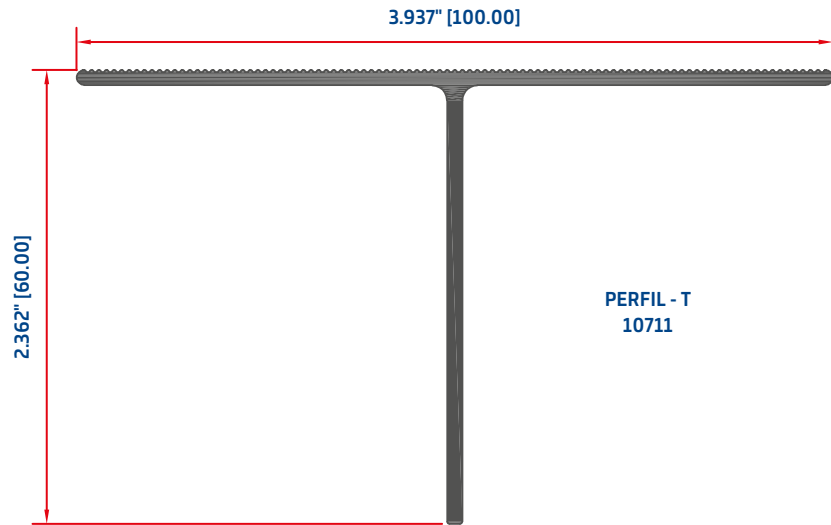
Fachada unitizada



Fachada unitizada

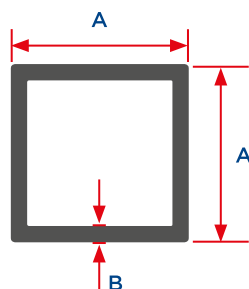


Fachada ventilada

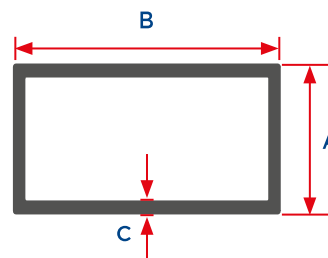


Dimensiones y características

TUBOS CUADRADOS



TUBOS RECTANGULARES

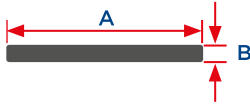


CLAVE	PULGADAS		MILÍMETROS		PESO kg/m	PERÍMETRO cm
	A	B	A	B		
7390	0.500	0.050	12.700	1.270	0.158	5.010
7395	0.631	0.074	16.027	1.880	0.286	6.140
7400	0.750	0.050	19.050	1.270	0.245	7.620
7401	0.750	0.063	19.050	1.600	0.303	7.594
7499	1.000	0.050	25.400	1.270	0.335	10.130
7500	1.000	0.045	25.400	1.143	0.303	10.100
7502	1.000	0.063	25.400	1.600	0.413	10.130
7505	1.250	0.063	31.750	1.600	0.524	12.630
7506	1.250	0.125	31.750	3.175	0.990	12.560
7507	1.250	0.048	31.750	1.219	0.412	12.630
7511	1.500	0.050	38.100	1.270	0.507	15.170
7512	1.500	0.040	38.100	1.016	0.399	14.680
7515	1.750	0.050	44.450	1.270	0.594	17.710
7516	1.750	0.045	44.450	1.143	0.544	17.710
7520	2.000	0.063	50.800	1.600	0.855	20.180
7521	2.000	0.053	50.800	1.346	0.735	20.250
7523	2.000	0.125	50.800	3.175	1.651	20.250
7525	2.500	0.082	63.500	2.083	1.404	25.360
7530	3.000	0.083	76.200	2.108	1.694	30.410
7531	3.000	0.062	76.200	1.575	1.283	30.410
7535	4.000	0.125	76.200	3.175	3.410	40.500
17400	0.750	0.043	19.050	1.092	0.212	7.533
17500	1.000	0.043	25.400	1.092	0.291	10.100
17511	1.500	0.042	38.100	1.067	0.433	15.170

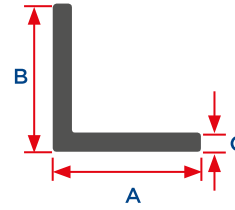
CLAVE	PULGADAS			MILÍMETROS			PESO kg/m	PERÍMETRO cm
	A	B	C	A	B	C		
7990	0.374	0.750	0.063	9.500	19.050	1.600	0.222	5.640
8000	0.500	1.000	0.050	12.700	25.400	1.270	0.248	7.554
8001	0.750	1.000	0.040	19.050	25.400	1.016	0.226	8.480
8006	0.750	1.500	0.045	19.050	38.100	1.143	0.340	11.360
8015	1.000	1.500	0.062	25.400	38.100	1.575	0.516	12.560
8020	0.750	1.750	0.061	19.050	44.450	1.549	0.516	12.630
8036	1.000	2.000	0.050	25.400	50.800	1.270	0.507	15.100
8045	1.250	2.500	0.062	31.750	63.500	1.575	0.791	18.910
8046	1.250	2.500	0.054	31.750	63.500	1.372	0.698	18.980
8050	1.250	2.500	0.079	31.750	63.500	2.007	1.007	18.980
8051	1.250	2.500	0.060	31.750	63.500	1.524	0.727	17.960
8052	1.250	2.500	0.063	31.750	63.500	1.600	0.757	17.960
8055	1.000	3.000	0.078	25.400	76.200	1.981	1.060	20.250
8061	2.000	4.000	0.125	50.800	101.600	3.175	2.531	30.400
8062	1.750	4.000	0.125	44.450	101.600	3.175	2.420	29.144
8063	2.000	3.000	0.125	50.800	76.200	3.175	2.091	25.330
8065	1.500	3.000	0.078	38.100	76.200	1.981	1.195	22.730
8066	1.500	3.000	0.059	38.100	76.200	1.499	0.920	22.790
8071	1.750	3.000	0.058	44.450	76.200	1.473	0.941	24.060
8075	1.000	4.000	0.079	25.400	101.600	2.007	1.353	17.560
8077	1.500	4.000	0.078	38.100	101.600	1.981	1.468	27.870
8080	1.750	4.000	0.078	44.450	101.600	1.981	1.526	29.140
8085	3.687	5.812	0.125	93.650	147.625	3.175	4.068	47.990
18006	0.750	1.500	0.040	19.050	38.100	1.016	0.307	11.360
18036	1.000	2.000	0.045	25.400	50.800	1.143	0.461	15.100
18055	1.000	3.000	0.062	25.400	76.200	1.575	0.848	20.250
18071	1.750	3.000	0.050	44.450	76.200	1.270	0.820	24.060
18080	1.750	4.000	0.070	44.450	101.600	1.778	1.373	29.140

Dimensiones y características

SOLERAS



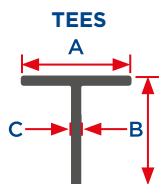
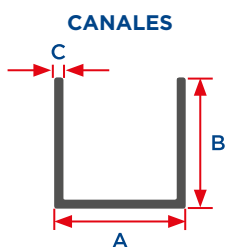
ÁNGULOS



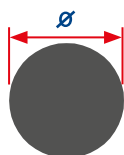
CLAVE	PULGADAS		MILÍMETROS		PESO kg/m	PERÍMETRO cm
	A	B	A	B		
8508	1.000	0.250	25.400	6.350	0.440	6.324
8509	0.750	0.125	19.050	3.175	0.165	4.419
8519	0.500	0.063	12.700	1.600	0.055	2.800
8520	0.500	0.125	12.700	3.175	0.110	3.149
8522	0.500	0.250	12.700	6.350	0.219	3.740
8523	0.750	0.188	19.050	4.775	0.248	4.700
8524	0.750	0.063	19.050	1.600	0.083	4.080
8525	1.000	0.063	25.400	1.600	0.109	5.330
8527	1.000	0.125	25.400	3.175	0.220	5.689
8528	4.000	0.375	101.600	9.525	2.642	22.160
8529	1.000	0.188	25.400	4.775	0.330	5.970
8530	1.500	0.250	38.100	6.350	0.656	8.820
8531	1.500	0.500	38.100	12.700	1.313	9.880
8533	1.500	0.125	38.100	3.175	0.330	8.229
8535	2.000	0.125	50.800	3.175	0.440	10.770
8536	2.000	0.075	50.800	1.905	0.264	10.480
8537	2.000	0.187	50.800	4.750	0.655	11.040
8538	2.637	0.073	66.980	1.854	0.337	13.610
8541	3.937	0.394	100.000	10.008	2.730	21.930
8542	5.906	0.394	150.012	10.008	4.096	31.930
8543	3.000	0.250	76.200	6.350	1.321	16.440
8544	5.906	0.591	150.012	15.011	6.144	32.940
8545	3.875	0.125	98.425	3.175	0.847	20.250
8546	3.875	0.079	98.425	2.007	0.542	20.020
8547	4.000	0.260	101.600	6.604	1.830	21.570
8549	1.250	0.188	31.750	4.775	0.412	7.310
8551	5.906	0.787	150.012	19.990	8.189	33.930
8553	7.874	0.787	200.000	19.990	10.918	43.930
8554	7.874	0.984	200.000	24.994	13.648	44.930
8556	7.874	0.394	200.000	10.008	5.460	41.930
8563	5.000	0.500	127.000	12.700	4.403	27.870
8564	1.500	0.188	38.100	4.775	0.495	8.490
8565	2.000	1.000	50.800	25.400	3.520	15.070
8570	1.500	0.368	38.100	9.347	0.970	9.420
8578	4.000	0.125	101.600	3.175	0.880	20.880
8579	1.000	0.250	25.400	6.350	0.440	6.280

CLAVE	PULGADAS			MILÍMETROS			PESO kg/m	PERÍMETRO cm
	A	B	C	A	B	C		
8608	0.750	0.750	0.050	19.050	19.050	1.270	0.128	7.580
8609	0.500	0.500	0.050	12.700	12.700	1.270	0.084	5.040
8615	0.500	0.500	0.062	12.700	12.700	1.575	0.103	5.041
8616	0.250	0.500	0.053	6.350	12.700	1.346	0.065	3.760
8619	0.750	0.750	0.040	19.050	19.050	1.016	0.103	7.520
8620	0.750	0.750	0.063	19.050	19.050	1.600	0.158	7.581
8621	0.750	0.500	0.063	19.050	12.700	1.600	0.131	6.311
8625	0.750	0.750	0.125	19.050	19.050	3.175	0.303	7.581
8629	1.000	1.000	0.040	25.400	25.400	1.016	0.137	10.060
8630	1.000	1.000	0.045	25.400	25.400	1.143	0.155	10.090
8632	1.000	1.000	0.062	25.400	25.400	1.575	0.210	10.120
8634	1.000	1.000	0.050	25.400	25.400	1.270	0.172	10.120
8635	1.500	0.750	0.125	38.100	19.050	3.175	0.468	11.390
8640	1.000	1.000	0.125	25.400	25.400	3.175	0.413	10.120
8642	1.250	1.250	0.063	31.750	31.750	1.600	0.268	12.600
8643	1.000	1.000	0.188	25.400	25.400	4.775	0.598	10.060
8644	1.250	1.250	0.125	31.750	31.750	3.175	0.523	12.660
8645	1.500	1.500	0.188	38.100	38.100	4.775	0.926	15.120
8646	1.500	1.500	0.125	38.100	38.100	3.175	0.633	15.200
8647	1.500	1.500	0.250	38.100	38.100	6.350	1.226	15.180
8648	1.500	1.500	0.062	38.100	38.100	1.575	0.323	15.200
8649	2.000	2.000	0.062	50.800	50.800	1.575	0.433	20.280
8650	2.000	2.000	0.188	50.800	50.800	4.775	1.259	20.220
8651	2.000	2.000	0.125	50.800	50.800	3.175	0.853	20.280
8652	2.000	2.000	0.250	50.800	50.800	6.350	1.648	20.100
8653	2.500	2.500	0.125	63.500	63.500	3.175	1.073	25.330
8660	3.000	3.000	0.250	76.200	76.200	6.350	2.532	30.380
8662	3.000	3.000	0.188	76.200	76.200	4.760	1.915	30.380
8665	4.000	4.000	0.250	101.600	101.600	6.350	3.412	40.540
8670	1.500	1.000	0.058	38.100	25.400	1.473	0.249	12.600
8674	3.000	2.000	0.250	76.200	50.800	6.350	2.081	24.470
8680	1.500	1.000	0.125	38.100	25.400	3.175	0.520	12.600
8690	6.000	3.500	0.312	152.400	88.900	7.925	5.104	47.100

Dimensiones y características



**BARRAS REDONDAS
SOLIDAS**



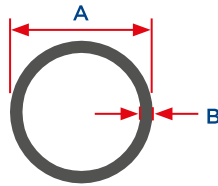
CLAVE	PULGADAS			MILÍMETROS			PESO kg/m	PERÍMETRO cm
	A	B	C	A	B	C		
8700	0.375	0.375	0.040	9.525	9.525	1.016	0.073	5.420
8706	0.750	0.750	0.063	19.050	19.050	1.600	0.233	10.981
8707	0.375	0.250	0.063	9.525	6.350	1.600	0.082	4.080
8708	0.500	0.500	0.062	12.700	12.700	1.575	0.151	7.250
8709	0.625	0.500	0.063	15.875	12.700	1.600	0.165	7.886
8710	0.500	0.500	0.035	12.700	12.700	0.889	0.088	7.360
8712	1.590	0.870	0.079	40.386	22.098	2.007	0.425	15.920
8713	1.102	0.669	0.078	27.991	16.993	1.981	0.300	11.430
8714	1.700	1.000	0.063	43.180	25.400	1.600	0.396	18.270
8715	1.579	0.870	0.060	40.107	22.098	1.524	0.325	15.940
8716	1.000	1.000	0.062	25.400	25.400	1.575	0.314	14.790
8717	1.102	0.669	0.079	27.991	16.993	2.007	0.303	11.430
8719	0.875	0.563	0.063	22.225	14.300	1.600	0.206	9.792
8740	2.000	1.000	0.062	50.800	25.400	1.575	0.420	19.760
8745	3.000	1.000	0.116	76.200	25.400	2.946	0.989	24.540

CLAVE	PULGADAS			MILÍMETROS			PESO kg/m	PERÍMETRO cm
	A	B	C	A	B	C		
8750	0.750	0.750	0.062	19.050	19.050	1.575	0.156	7.490
8760	1.000	1.000	0.040	25.400	25.400	1.016	0.137	10.070
8762	1.000	1.000	0.045	25.400	25.400	1.143	0.153	10.070
8765	1.000	1.000	0.062	25.400	25.400	1.575	0.210	10.030
8770	1.500	1.500	0.125	38.100	38.100	3.175	0.628	15.110

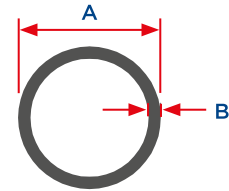
CLAVE	PULGADAS	MILÍMETROS	PESO kg/m	PERÍMETRO cm
	Ø	Ø		
8799	0.188	4.775	0.054	1.400
8800	0.250	6.350	0.086	1.990
8805	0.312	7.925	0.136	2.490
8810	0.375	9.525	0.194	2.992
8811	0.625	15.875	0.540	4.990
8815	0.900	22.860	1.120	7.180
8825	0.500	12.700	0.346	3.990
8830	0.750	19.050	0.778	5.985
8832	1.000	25.400	1.384	7.980
8834	1.031	26.187	1.471	8.230
8838	1.500	38.100	3.112	11.970
8840	1.325	33.655	2.429	10.570
8842	1.350	34.290	2.521	10.770
8844	1.250	31.750	2.145	9.970
8848	2.500	63.500	8.645	19.950
8849	2.875	73.025	11.434	22.940

Dimensiones y características

TUBOS REDONDOS



CLAVE	PULGADAS		MILÍMETROS		PESO kg/m	PERÍMETRO cm
	A	B	A	B		
9395	0.875	0.049	22.225	1.245	0.224	6.980
9396	0.875	0.083	22.225	2.108	0.630	6.980
9397	0.375	0.042	9.525	1.067	0.077	3.000
9398	0.500	0.050	12.700	1.270	0.124	3.990
9399	0.750	0.049	19.050	1.245	0.190	5.980
9402	1.000	0.050	25.400	1.270	0.261	7.980
9403	1.250	0.060	31.750	1.524	0.395	9.975
9404	1.000	0.065	25.400	1.651	0.334	7.980
9405	0.625	0.049	15.875	1.245	0.160	4.990
9406	1.000	0.080	25.400	2.032	0.407	7.979
9407	1.250	0.120	31.750	3.048	0.750	9.970
9409	1.000	0.125	25.400	3.175	0.605	7.980
9410	1.400	0.061	35.560	1.549	0.454	11.170
9414	0.875	0.058	22.225	1.473	0.262	6.980
9415	1.500	0.050	38.100	1.270	0.401	11.970
9419	1.590	0.100	40.386	2.540	0.825	12.690
9420	1.023	0.045	25.984	1.143	0.244	8.160
9421	1.979	0.202	50.267	5.131	1.986	15.790
9423	0.750	0.065	19.050	1.651	0.246	5.980
9424	1.574	0.098	39.980	2.489	0.804	12.570
9425	2.150	0.328	54.610	8.331	3.303	17.160
9429	1.050	0.070	26.670	1.778	0.380	8.379
9435	0.500	0.063	12.700	1.600	0.151	3.990
9444	2.000	0.625	50.800	15.875	0.670	15.950
9490	2.000	0.187	50.800	4.750	1.880	15.960
9501	2.000	0.073	50.800	1.854	0.780	15.960
9502	2.000	0.050	50.800	1.270	0.536	15.960
9503	3.000	0.050	76.200	1.270	0.811	23.940
9504	4.000	0.050	101.600	1.270	1.085	31.920
9505	5.000	0.052	127.000	1.321	1.419	39.898
9507	4.500	0.080	114.300	2.032	1.950	35.910
9509	2.000	0.125	50.800	3.175	1.297	15.960
9519	2.500	0.125	63.500	3.175	1.643	19.940
9525	2.375	0.143	60.325	3.632	1.761	18.950
9539	2.000	0.220	50.800	5.588	2.175	15.960
9540	1.496	0.157	37.998	3.988	1.166	11.940



TUBOS CÉDULA 20

CLAVE	PULGADAS		MILÍMETROS		PESO kg/m	PERÍMETRO cm	
	A	B	A	B			
9510	1/2	0.840	0.075	20.580	1.838	0.317	6.704
9511	3/4	1.049	0.075	25.701	1.838	0.403	8.369
9512	1	1.315	0.075	32.218	1.838	0.513	10.500
9513	1 1/4	1.660	0.090	40.670	2.205	0.780	13.240
9514	1 1/2	1.900	0.090	46.550	2.205	0.899	15.160
9515	2	2.375	0.104	58.188	2.548	1.306	18.950
9516	2 1/2	2.875	0.104	70.438	2.548	1.594	22.940
9517	3	3.500	0.119	85.750	2.916	2.224	27.930
9518	4	4.500	0.135	110.250	3.308	3.252	35.910

TUBOS CÉDULA 40

CLAVE	PULGADAS		MILÍMETROS		PESO kg/m	PERÍMETRO cm	
	A	B	A	B			
9520	1/2	0.840	0.104	21.336	2.642	0.423	6.703
9521	3/4	1.050	0.107	26.670	2.718	0.560	8.379
9522	1	1.315	0.124	33.401	3.150	0.815	10.500
9523	1 1/4	1.660	0.126	42.164	3.200	1.069	13.250
9524	1 1/2	1.900	0.136	48.260	3.454	1.323	15.160
9525	2	2.375	0.143	60.325	3.632	1.761	18.950
9526	2 1/2	2.875	0.188	73.025	4.775	2.791	22.940
9527	3	3.500	0.196	88.900	4.978	3.586	27.930
9543	3 1/2	4.000	0.207	101.600	5.258	4.354	31.920
9528	4	4.500	0.215	114.300	5.461	5.101	35.910
9544	5	5.563	0.230	141.300	5.842	6.796	44.390
9545	6	6.625	0.257	168.275	6.528	9.041	52.870

TUBOS COPLES

CLAVE	PULGADAS		MILÍMETROS		PESO kg/m	PERÍMETRO cm	
	A	B	A	B			
9530	1/2	1.078	0.177	26.411	4.337	0.890	8.600
9531	3/4	1.328	0.196	32.536	4.802	1.224	10.600
9532	1	1.562	0.196	38.269	4.802	1.481	12.460
9533	1 1/4	1.953	0.216	47.849	5.292	2.057	15.584
9534	1 1/2	2.218	0.229	54.341	5.611	2.521	17.700
9535	2	2.750	0.258	67.375	6.321	3.561	21.940
9536	2 1/2	3.281	0.303	80.385	7.424	4.993	26.180
9537	3	3.935	0.318	96.408	7.791	6.364	31.400
9538	4	5.000	0.350	122.500	8.575	9.005	39.900

Índice de claves

CLAVE	PAG.	PER. ANOD.	LARGO	PZS/ ATADO
1030	27	17.39	6.10	2
1504	5	9.73	6.10	30
1540	7	19.10	6.10	20
1548	5	14.75	6.10	10
1549	5	14.62	6.10	10
1550	6	26.20	6.10	12
1553	5	18.40	6.10	10
1557	5	29.51	6.10	8
1558	5	18.86	6.10	10
1559	5	14.00	6.10	20
1560	6	22.26	6.10	10
1564	5	19.10	6.10	20
1570	6	11.20	6.10	15
1577	5	27.94	6.10	8
1579	5	13.74	6.10	20
1580	6	22.00	6.10	12
1583	5	19.34	6.10	5
1584	5	17.95	6.10	20
1585	5	10.22	6.10	20
1586	5	24.80	6.10	4
1602	6	8.36	6.10	20
2011	6	44.19	6.10	6
2017	7	13.55	6.10	12
2019	7	18.02	6.10	15
2021	7	13.20	6.10	20
2022	7	10.05	6.10	18
2023	7	6.95	6.10	30
2031	6	45.35	6.10	6
2033	6	34.17	6.10	6
2034	6	34.14	6.10	6
2041	6	26.65	6.10	10
2043	6	26.26	6.10	30
2045	6	25.50	6.10	6
2047	7/10	9.50	6.10	30
2050	6	36.39	6.10	6
2057	5/7	8.17	6.10	60
2058	5	6.34	6.10	50
2060	7	7.90	6.10	20
2067	7	10.00	6.10	30
2069	6	21.74	6.10	10
2075	7	10.38	6.10	20
2080	7	19.00	6.10	5
2085	7	12.08	6.10	15
2086	7	13.08	6.10	15
2087	7/10	7.80	6.10	30
2094	7	16.63	6.10	12
2097	7	18.52	4.60	10
2098	7	14.10	4.60	10
2105	7	28.22	6.10	6
2120	7	22.90	4.60	5
2131	8/12	17.08	4.60	10
2133	8/12	18.37	6.10	10
2135	8/12	15.10	6.10	5
2141	8/12	21.50	6.10	10
2150	9	15.70	6.10	20
2153	9	25.06	6.10	5
2155	9	32.00	6.10	6
2175	8	14.30	6.10	5
2325	9	39.90	6.10	4

CLAVE	PAG.	PER. ANOD.	LARGO	PZS/ ATADO
2330	9	26.83	6.10	8
2341	9	11.30	6.10	20
2345	9	14.52	6.10	10
2356	8	33.57	6.10	8
2360	8	11.50	6.10	30
2366	8	28.90	6.10	8
2371	9	20.30	6.10	15
3005	11	50.50	6.10	4
3008	10	50.54	6.10	6
3009	10	38.98	6.10	6
3010	10	39.06	6.10	6
3015	11	24.90	6.10	10
3017	11	14.66	6.10	10
3019	11	20.68	6.10	5
3025	11	27.50	6.10	9
3035	11	33.90	6.10	6
3036	12	34.60	6.10	6
3040	11	34.50	6.10	6
3061	11	34.50	6.10	6
3065	11	11.00	6.10	20
3076	10	42.00	6.10	6
3077	14	22.70	6.10	10
3080	10	18.10	6.10	20
3081	12	16.40	6.10	20
3083	10	30.00	6.10	10
3086	11	19.00	6.10	9
3090	10	24.50	6.10	6
3091	12	24.50	6.10	6
3095	12	23.60	4.60	6
3096	12	23.60	4.60	6
3097	12	23.60	4.60	6
3100	11	35.70	6.10	4
3101	12	35.70	6.10	4
3150	11	27.80	4.60	6
3151	12	27.80	4.60	6
3155	11	28.30	4.60	5
3306	15	14.80	6.10	18
3311	15	35.20	6.10	6
3312	15	41.59	6.10	6
3313	15	47.65	6.10	6
3314	15	22.26	6.10	6
3410	15	16.98	6.10	15
3451	13	46.67	6.10	6
3453	14	40.86	6.10	6
3455	13/31	13.20	6.10	20
3461	13	39.40	6.10	6
3463	14	34.13	6.10	8
3465	14	54.00	6.10	4
3481	14	24.80	6.10	6
3482	14	24.16	6.10	10
3483	14	19.38	6.10	10
3485	14	16.50	6.10	20
3500	14	36.46	6.10	3
3506	14	35.92	6.10	6
3760	31	49.30	6.10	4
3762	31	47.86	6.10	4
3765	31	47.00	6.10	4
3775	31	29.00	6.10	6
3780	31	7.07	6.10	50

CLAVE	PAG.	PER. ANOD.	LARGO	PZS/ ATADO
4010	15	18.40	6.10	12
4020	16	74.00	6.10	4
4030	18	51.97	6.10	4
4031	17	59.57	6.10	4
4032	17	33.22	6.10	6
4033	18	22.01	6.10	20
4034	18	59.55	6.10	4
4035	18	51.98	6.10	4
4036	18	20.51	6.10	12
4037	18	33.21	6.10	6
4038	18	49.26	6.10	4
4039	17	22.92	6.10	20
4040	18	46.11	6.10	4
4060	16	42.00	6.10	3
4063	17	45.89	6.10	2
4080	15	54.80	6.10	4
4085	15	47.40	6.10	4
4096	17	55.46	6.10	4
4097	17	47.91	6.10	4
4098	17	16.26	6.10	12
4099	17	30.06	6.10	4
4200	16	45.40	6.10	4
4300	16	29.90	6.10	6
4305	16	19.00	6.10	10
4401	34	23.69	6.10	6
4406	40	17.97	6.10	6
4511	32	33.10	6.10	2
4515	15	14.60	6.10	6
4521	33	36.00	6.10	4
4522	35	27.40	6.10	2
4523	35	31.41	6.10	2
4541	38	80.96	6.10	2
4542	33	42.94	6.10	2
4543	36	17.08	6.10	10
4544	36	16.58	6.10	10
4549	37	59.15	6.10	2
4550	37	42.64	6.10	2
4551	39	84.92	6.10	2
4559	36	55.42	6.10	2
4563	32	46.73	6.10	2
4564	34	48.60	6.10	2
4567	37	9.43	6.10	18
4570	32	45.59	6.10	2
4571	32	34.97	6.10	2
4572	33	67.68	6.10	2
4573	34	74.44	6.10	2
4574	38	51.92	6.10	1
4575	36	39.31	6.10	2
4576	39	55.88	6.10	1
4700	42	63.72	6.10	2
4701	42	51.10	6.10	2
4704	42	40.73	6.10	2
4705	42	44.50	6.10	2
4706	41	53.49	6.10	2
4707	41	61.96	6.10	2
4708	43	80.28	6.10	2
4709	43	20.01	6.10	5
4713	43	12.90	6.10	6

Índice de claves

CLAVE	PAG.	PER. ANOD.	LARGO	PZS/ ATADO
4714	41	11.94	6.10	8
4764	40	35.16	6.10	1
5040	20	21.00	6.10	10
5041	20	20.83	6.10	10
5042	20	23.16	6.10	10
5044	20	19.05	6.10	10
5046	20	19.36	6.10	10
5047	20	22.29	6.10	10
5055	20	17.50	6.10	10
5056	20	20.39	6.10	10
5060	19	25.47	6.10	10
5105	20	17.19	6.10	10
5106	19	16.00	6.10	10
5108	20	6.46	6.10	20
5110	19	9.00	6.10	30
5115	19	8.50	6.10	40
5120	19	10.00	6.10	30
5123	6/19	10.00	6.10	30
5130	20	6.10	6.10	40
5132	20	7.15	6.10	40
5163	19	28.40	6.10	8
5166	20	26.00	6.10	10
5174	20	8.00	6.10	20
5178	19	22.84	6.10	4
5181	19	33.67	6.10	4
5191	19	21.50	4.60	6
5200	19	19.10	6.10	6
5216	19	21.00	6.10	6
5300	29	41.00	6.10	1
5301	29	43.32	6.10	1
5335	29	41.90	6.10	1
5369	30	19.00	6.10	6
5370	30	26.20	6.10	6
5372	30	21.75	6.10	6
5375	30	33.00	6.10	4
6511	23	14.58	6.10	10
6514	23	11.97	6.10	10
6515	23	15.10	6.10	20
6517	5/27	6.00	6.10	60
6518	23	19.00	6.10	20
6520	23	19.00	6.10	20
6523	27	12.30	6.10	20
6530	22	11.00	6.10	30
6552	23	34.00	6.10	6
6553	23	34.00	6.10	6
6555	22	14.00	6.10	20
6556	22	13.15	6.10	20
6557	22	16.00	5.50	20
6562	23	15.50	5.50	20
6594	22	10.00	6.10	20
6598	23	15.50	6.10	10
6603	20	9.00	6.10	20
6700	23	37.00	6.10	6
6705	23	14.88	6.10	20
6710	23	16.94	6.10	20
7011	21	33.30	6.10	10
7046	21	25.10	6.10	10
7050	21	34.00	6.10	10
7080	21	25.00	6.10	10

CLAVE	PAG.	PER. ANOD.	LARGO	PZS/ ATADO
7081	22	29.20	6.10	10
7083	21	42.73	6.10	6
7090	22	40.50	6.10	6
7109	22	34.60	6.10	5
7110	22	45.40	6.10	5
7390	45	5.00	6.10	20
7395	45	6.14	6.10	20
7400	45	7.60	6.10	20
7401	41/45	7.55	6.10	20
7499	45	10.13	6.10	12
7500	45	10.10	6.10	12
7502	45	10.13	6.10	12
7505	45	12.63	6.10	6
7506	45	12.70	6.10	6
7507	45	12.70	6.10	9
7511	45	15.20	6.10	9
7512	45	14.70	6.10	9
7515	45	17.70	6.10	6
7516	45	17.71	6.10	6
7520	45	20.30	6.10	4
7521	45	20.30	6.10	4
7523	45	20.25	6.10	2
7525	45	25.40	6.10	2
7530	45	30.40	6.10	2
7531	45	30.41	6.10	2
7535	45	40.64	6.10	1
7990	45	5.90	6.10	25
8000	45	7.55	6.10	20
8001	45	8.48	6.10	16
8006	45	11.36	6.10	10
8015	45	12.70	6.10	8
8020	45	12.70	6.10	10
8036	45	15.10	6.10	8
8045	45	19.00	6.10	6
8046	45	19.00	6.10	6
8050	45	19.00	6.10	3
8051	45	17.96	6.10	6
8052	45	17.96	6.10	6
8055	45	20.25	6.10	5
8061	45	30.40	6.10	3
8062	45	36.76	6.10	3
8063	45	25.33	6.10	3
8065	45	22.80	6.10	3
8066	45	22.80	6.10	3
8071	45	24.06	6.10	3
8075	45	25.40	6.10	4
8077	45	27.87	6.10	5
8080	45	29.20	6.10	3
8085	45	47.99	6.10	3
8508	46	6.28	6.10	20
8509	46	4.38	6.10	20
8519	46	2.79	6.10	50
8520	46	3.10	6.10	30
8522	46	3.80	6.10	20
8523	46	4.70	6.10	20
8524	46	4.13	6.10	50
8525	46	5.30	6.10	50
8527	46	5.70	6.10	20
8528	46	22.16	6.10	20

CLAVE	PAG.	PER. ANOD.	LARGO	PZS/ ATADO
8529	46	6.00	6.10	20
8530	46	8.80	6.10	10
8531	46	10.10	6.10	5
8533	46	8.19	6.10	20
8535	46	10.70	6.10	10
8536	46	10.48	6.10	20
8537	46	11.10	6.10	10
8538	46	13.61	6.10	10
8541	46	21.93	6.10	3
8542	46	31.93	6.10	2
8543	46	16.44	6.10	5
8544	46	32.94	6.10	1
8545	46	20.30	6.10	10
8546	46	20.30	6.10	10
8547	46	21.57	6.10	4
8549	46	7.31	6.10	5
8551	46	33.93	6.10	1
8553	46	43.93	6.10	1
8554	46	44.93	6.10	1
8556	46	41.93	6.10	1
8563	46	27.87	6.10	1
8564	46	8.49	6.10	10
8565	46	15.07	6.10	3
8570	46	9.50	6.10	5
8578	46	20.88	6.10	5
8579	46	6.28	6.10	5
8608	46	7.58	6.10	50
8609	46	5.04	6.10	50
8615	46	5.08	6.10	50
8616	46	3.81	6.10	50
8619	46	7.52	6.10	50
8620	46	7.62	6.10	50
8621	46	6.25	6.10	20
8625	46	7.55	6.10	15
8629	46	10.16	6.10	30
8630	46	10.16	6.10	30
8632	46	10.16	6.10	30
8634	46	10.09	6.10	30
8635	46	11.33	6.10	10
8640	46	10.10	6.10	15
8642	46	12.60	6.10	15
8643	46	10.06	6.10	10
8644	46	12.62	6.10	10
8645	46	15.20	6.10	5
8646	46	15.14	6.10	5
8647	46	15.20	6.10	5
8648	46	15.20	6.10	15
8649	46	20.25	6.10	10
8650	46	20.22	6.10	5
8651	46	20.22	6.10	5
8652	46	20.10	6.10	3
8653	46	25.33	6.10	3
8660	46	30.38	6.10	2
8662	46	30.38	6.10	2
8665	46	40.54	6.10	3
8670	46	12.60	6.10	15
8674	46	24.47	6.10	2
8680	46	12.78	6.10	10
8690	46	47.10	6.10	10

Índice de claves

CLAVE	PAG.	PER. ANOD.	LARGO	PZS/ ATADO
8700	47	5.50	6.00	60
8706	47	10.98	6.10	18
8707	47	4.67	6.10	12
8708	47	7.24	6.10	20
8709	47	7.85	6.10	20
8710	47	7.44	6.00	50
8712	47	15.93	4.00	20
8713	47	11.43	6.10	20
8714	47	18.27	6.10	20
8715	47	15.94	6.10	20
8716	47	14.79	6.10	18
8717	47	11.43	6.10	20
8719	47	9.79	6.10	12
8740	47	19.76	6.10	12
8745	47	24.54	6.10	6
8750	47	7.60	6.10	20
8760	47	10.07	6.10	20
8762	47	10.16	6.10	20
8765	47	10.16	6.10	20
8770	47	15.20	6.10	10
8799	47	1.40	6.10	50
8800	47	1.90	6.10	50
8805	47	2.40	6.10	30
8810	47	2.99	6.10	15
8811	47	4.99	6.10	5
8815	47	7.18	6.10	5
8825	47	3.99	6.10	10
8830	47	5.90	6.10	5
8832	47	7.98	6.10	5
8834	47	8.23	6.10	3
8838	47	11.97	6.10	3
8840	47	10.57	6.10	3
8842	47	10.77	6.10	3
8844	47	9.97	6.10	5
8848	47	19.95	6.10	5
8849	47	22.94	6.10	5
9010	21	6.60	6.10	20
9015	21	8.00	6.10	20
9030	21	6.60	6.10	50
9040	21	6.60	6.10	30
9041	21	5.04	6.10	30
9060	21	7.50	6.10	50
9150	27	15.10	6.10	20
9155	27	16.00	6.10	20
9160	27	8.00	6.10	30
9300	27	31.30	6.10	5
9302	27	22.46	6.10	2
9303	28	34.84	6.10	2
9304	27	42.05	6.10	2
9306	28	27.53	6.10	2
9324	25	17.43	6.10	10
9325	25	18.56	6.10	10
9338	24	17.00	6.10	10
9343	24	49.50	6.10	5
9350	24	22.50	6.10	10
9351	26	54.10	6.10	4
9356	26	28.55	6.10	6
9361	26	14.44	6.10	15
9395	48	6.98	6.10	15

CLAVE	PAG.	PER. ANOD.	LARGO	PZS/ ATADO
9396	48	6.98	6.10	15
9397	48	2.90	6.10	30
9398	48	3.99	6.10	15
9399	48	5.98	6.10	15
9402	48	7.90	6.10	10
9403	48	9.97	6.10	10
9404	48	7.98	6.10	10
9405	48	4.99	6.10	15
9406	48	7.90	6.10	10
9407	48	9.97	6.10	5
9409	48	7.90	6.10	5
9410	48	11.17	6.10	5
9414	48	6.98	6.10	15
9415	48	11.97	6.10	5
9419	48	12.53	6.10	5
9420	48	8.16	6.10	10
9421	48	15.79	6.10	2
9423	48	5.98	6.10	3
9424	48	12.57	6.10	3
9425	48	17.16	6.10	2
9429	48	8.38	6.10	2
9435	48	3.99	6.10	5
9444	47	15.95	6.10	5
9490	48	15.90	6.10	2
9501	48	15.90	6.10	3
9502	48	15.90	6.10	5
9503	48	23.10	6.10	2
9504	48	31.90	6.10	2
9505	48	39.89	6.10	2
9507	48	35.90	6.10	5
9509	48	15.96	6.10	3
9510	48	6.70	6.10	5
9511	48	8.36	6.10	10
9512	48	10.50	6.10	5
9513	48	13.24	6.10	5
9514	48	15.16	6.10	3
9515	48	18.95	6.10	2
9516	48	22.94	6.10	2
9517	48	27.93	6.10	5
9518	48	35.91	6.10	2
9519	48	19.94	6.10	20
9520	48	6.70	3.03	5
9521	48	8.38	3.03	5
9522	48	10.40	3.03	5
9523	48	13.25	3.03	3
9524	48	15.61	3.03	3
9525	48	18.95	3.03	2
9526	48	22.94	3.01	2
9527	48	27.93	3.01	2
9528	48	35.91	3.01	3
9530	48	8.60	6.10	10
9531	48	10.60	6.10	5
9532	48	12.46	6.10	3
9533	48	15.58	6.10	5
9534	48	17.70	6.10	2
9535	48	21.94	6.10	12
9536	48	26.18	6.10	2
9537	48	31.40	6.10	2
9538	48	39.90	6.10	1

CLAVE	PAG.	PER. ANOD.	LARGO	PZS/ ATADO
9539	48	15.96	6.00	3
9540	48	11.94	6.00	5
9543	48	31.92	6.10	1
9544	48	44.39	6.10	1
9545	48	52.87	6.10	1
9666	30	38.18	6.10	2
10125	28	57.14	6.10	1
10545	29	78.13	6.10	1
10655	40	41.51	6.10	1
10669	25	27.25	6.10	1
10670	25	35.38	6.10	4
10671	25	22.60	6.10	4
10711	44	34.99	6.10	4
10712	44	19.80	6.10	5
10747	40	21.01	6.10	10
10823	40	24.40	6.10	2
10845	25	25.36	6.10	3
11758	28	56.31	6.10	1
12011	8	44.78	6.10	6
12021	8	13.63	6.10	20
12050	8	36.53	6.10	6
12069	8	21.85	6.10	10
12075	8	10.50	6.10	20
12094	8	16.66	6.10	12
12097	8	18.60	4.60	10
12098	8	14.65	4.60	10
12105	8	29.95	6.10	6
12330	9	26.97	6.10	8
12358	9	29.52	6.10	8
12359	8	28.32	6.10	8
13005	12	48.60	6.10	4
13015	13	22.83	6.10	10
13025	13	29.11	6.10	9
13026	13	23.51	6.10	9
13035	13	33.92	6.10	6
13076	12	41.70	6.10	6
13080	13	17.12	6.10	20
13083	13	27.47	6.10	10
13090	13	23.64	6.10	6
13097	13	22.25	4.60	6
13100	13	34.70	6.10	4
13150	13	26.39	4.60	6
13453	14	37.25	6.10	6
13485	14	17.28	6.10	20
14523	35	31.62	6.10	2
15191	19	21.42	4.60	6
15300	29	39.54	6.10	1
16511	23	14.64	6.10	10
16565	20	12.74	6.10	20
17050	21	33.64	6.10	10
17400	45	7.55	6.10	20
17500	45	10.10	6.10	12
17511	45	15.17	6.10	9
18006	45	11.36	6.10	10
18036	45	15.10	6.10	8
18055	45	20.25	6.10	5
18071	45	24.06	6.10	3
18080	45	29.14	6.10	3
19350	24	23.58	6.10	10



CENTROS DE DISTRIBUCIÓN Y OFICINAS DE VENTA

MONTERREY	CDMX	GUADALAJARA
Aquiles Serdán #203 Col. Díaz Ordaz San Nicolás de los Garza Nuevo León, México C.P. 66480 ☎ +52 (81) 8158 5600 ✉ ventas@indalum.com.mx	Calzada Vallejo #1361-1 Col. Nueva Industrial Vallejo Delegación Gustavo A. Madero Ciudad de México, México C.P. 07700 ☎ +52 (55) 5369 3547 ✉ ventas@indalum.com.mx	Calle Dos Cañas #3271 Col. La Nogalera Guadalajara Jalisco, México C.P. 44470 ☎ +52 (33) 3145 3222 ✉ ventas@indalum.com.mx

División Aluminio |  Somos parte de
GRUPO INDUSTRIAL LM

Conoce toda la variedad de productos en gilm.mx